

BOARD MEETING DATE: November 1, 2024

AGENDA NO. 12

PROPOSAL: 2024 Annual Progress Report for Assembly Bill 617 Community Emission Reductions Plans

SYNOPSIS: The 2024 Annual Progress Report for Assembly Bill 617 Community Emission Reductions Plans summarizes the progress of Community Emission Reductions Plans objectives implemented from September 2019 to June 2024 in six South Coast AQMD Assembly Bill 617 designated communities.

COMMITTEE: No Committee Review

RECOMMENDED ACTIONS:
Receive and File.

Wayne Nastri
Executive Officer

AHJ:WS:UV:PP:DT:RD

Background

Assembly Bill 617 (AB 617) was signed into law in July 2017 and provides a community-focused action framework to improve air quality and reduce exposure to criteria air pollutants and toxic air contaminants while aiming to address the disproportionate impacts of air pollution on environmental justice (EJ) communities. AB 617 recognizes the environmental justice challenges faced by these communities and supports efforts to resolve these issues through community-led initiatives focused on implementing the Community Emission Reductions Plans (CERPs) and Community Air Monitoring Plans (CAMPs). AB 617 designated communities were selected by CARB based on recommendations from individual air districts. Since 2018, CARB has selected six South Coast AQMD communities:

2018-Designated Communities

- East Los Angeles, Boyle Heights, West Commerce (ELABHWC)
- San Bernardino, Muscoy (SBM)
- Wilmington, Carson, West Long Beach (WCWLB)

2019-Designated Communities

- Eastern Coachella Valley (ECV)
- Southeast Los Angeles (SELA)

2020-Designated Community

- South Los Angeles (SLA)

Under AB 617, each community establishes a Community Steering Committee (CSC) to develop a CERP and CAMP to address the community’s top air quality priorities. CSCs are diverse groups of people who live, work, own businesses, or attend school within the communities. Additionally, local land-use agencies, public health agencies, regulatory agencies, and elected officials have representation in CSCs. Each CERP includes a series of objectives to achieve emission and exposure reductions and each CAMP provides air monitoring objectives to support the implementation of its respective CERP. The CERPs for the six communities were approved by the Board and subsequently forwarded to CARB for approval.

CARB Blueprint 2.0

AB 617 and CARB’s Community Air Protection Blueprint¹ requires air districts to prepare annual progress reports summarizing the results of CERP implementation². The *South Coast AQMD 2024 Annual Progress Report for Assembly Bill 617 Community Emission Reductions Plans* (2024 Annual Progress Report) is based on CARB’s Community Air Protection Program Blueprint 2.0³ (Blueprint 2.0) guidelines. The Blueprint 2.0 replaces the first Community Air Protection Program Blueprint with a renewed emphasis on equity to ensure that the Program is implemented in a fair and impactful manner. The Blueprint 2.0 features two components: Part One outlines the goals, objectives, and priority actions for CARB and air districts to effectively implement Program activities, while Part Two provides updated implementation guidance to support all Program partners in reducing harmful emissions and limiting exposure to toxic air contaminants and criteria pollutants in the communities most impacted by poor air quality.

¹ CARB, “Community Air Protection Blueprint”, 2018, https://ww2.arb.ca.gov/sites/default/files/2020-03/final_community_air_protection_blueprint_october_2018_acc.pdf

² California Health and Safety Code, Section 44391.2(c)(7)

³ CARB Blueprint 2.0, 2023, https://ww2.arb.ca.gov/sites/default/files/2023-09/BP2.0_Final_Draft_9.24.2023_FD.pdf

Summary of CERP Implementation Progress

South Coast AQMD fulfilled the Blueprint 2.0 annual reporting and statutory requirements by developing the AB 617 CERP Implementation Dashboard (Dashboard), available on South Coast AQMD's AB 617 webpage. The Dashboard⁴ provides a visual display of the progress and status of each CERP objective across the six South Coast AQMD AB 617-designated communities. This interactive tool summarizes the implementation progress for all six communities from their respective CERP adoption dates to June 30, 2024, capturing approximately 300 CERP objectives. As of September 6, 2019, to June 30, 2024, approximately 42 percent of all CERP objectives have been completed, 52 percent are in progress, and 6 percent have not started, with implementation to begin in future reporting periods. Many of the pending objectives are from the SLA community, which CARB designated for the AB 617 program in 2021. The Dashboard also highlights air monitoring activities initiated since June 2019. Additionally, Attachment 2 includes information on incentive funds approved by the Board to be distributed in the six communities from July 1, 2017 to June 30, 2024. The emission reductions presented in Attachment 2 reflect reductions from the approximately \$246 million that have been approved by the Board to be distributed towards mobile source incentive projects and CARB regulations. To date, five communities, ECV, ELABHWC, SBM, SELA, and WCWLB, have projected emission reductions from CERP objectives that exceed their respective CERP emission reductions targets for their NOx five-year milestone; and all six communities have projected emission reductions from CERP objectives that exceed their CERP emission reductions targets for their diesel particulate matter (DPM) five-year milestone. Table 1 below summarizes the projected emission reductions in tons per year (tpy):

⁴ South Coast AQMD AB 617 CERP Implementation Dashboard, <https://experience.arcgis.com/experience/b89ca66d41d442ae9baf9609f47aacff/>

Table 1: Projected Emission Reductions since CERP Adoption

Community	NOx (tpy)		DPM (tpy)	
	5 th Year	10 th Year	5 th Year	10 th Year
ELABHWC	197	530	2.03	3.3
SBM	119	200	1.5	2.0
WCWLB	970	2271	21.9	38.5
ECV	263	337	12.0	12.2
SELA	196	446	1.1	3.4
SLA	156	342	2.5	6.3

*Estimated emission reductions from regulations are subject to future assessments and regulatory analyses.

Annual Highlights

Community specific achievements for the reporting period from July 1, 2023 to June 30, 2024 include:

ELABHWC

- Approved 280 applications for the Residential Air Filtration Program, resulting in 356 units being provided to 260 households
- \$61.7 million in Community Air Protection Incentives approved by South Coast AQMD for zero-emission infrastructure and locomotives

SBM

- Provided grant letters of support for Master Gardeners which may potentially help plant trees

WCWLB

- Participation in Caltrans’ Technical Advisory Committee to reduce heavy-duty truck emissions for the Vincent Thomas Bridge deck replacement project
- Collaborated with Los Angeles County Department of Public Health on infographic to reduce exposure to risks from oil drilling and production sites

ECV

- Issued Paving Project Program Announcement and concluded application review
- Approved 294 applications for the Residential Air Filtration Program, resulting in 378 units being provided to 292 households

SELA

- Board approval of the Green Space Program
- Installation of 37 “No Idling” truck signs in 34 locations identified by the CSC

SLA

- PAR 1151⁵ and PAR 1171⁶ are undergoing rule development to address CERP objectives and BARCT
- (SLA) Initiated the Participatory Budgeting process to determine community-identified projects to be funded by \$11.2 million in Community Air Protection (CAP) Incentives funds

Multi-Community Highlights

Notable achievements benefiting multiple communities include:

- \$1.1 million in Supplemental Environmental Project (SEP) funds for air filtration systems for 184 eligible private schools and daycares (All communities)
- Inspections of over 220 heavy-duty trucks (All communities)
- Board approval and launch of the Clean Technology Truck Loaner Program (ELABHWC, SBM, SELA, WCWLB)
- Targeted outreach to truck owners and operators following the Automated License Plate Reader (ALPR) Pilot Studies (ELABHWC, SBM)

As CERP implementation continues, updates on these objectives will be provided during CSC meetings and on each community’s Dashboard. Attachment 1 provides cumulative CERP implementation highlights, as well as highlights focused on FY 2023-24, for each community. One of the strategies used in the CERPs to achieve emission reductions is incentive funding. Incentive funding reduces emissions by providing funds to mobile source and community-identified projects. Additional information on CAP Incentives is provided in Attachment 2.

Public Process

South Coast AQMD requested feedback on the 2024 Annual Progress Report (Dashboard) at the All-CSCs hybrid meeting on August 24, 2024, where breakout groups and an open discussion forum were held to receive input from the CSC. Online participation was also facilitated during the meeting, but no additional feedback was received.

⁵ Proposed Amended Rule (PAR) 1151 – Motor Vehicle and Mobile Equipment Non-Assembly Line Coating Operations

⁶ PAR 1171 – Solvent Cleaning Operations

Key Comments

Comments were received during the All-CSCs 2024 Annual Progress Report Meeting held on August 24, 2024. Key comments included conducting additional outreach, such as more in-person engagement, continuing focused enforcement activities in the communities, ensuring language justice in future outreach efforts, and increasing opportunities for collaborations. Stakeholders suggested increasing opportunities for collaborations such as establishing an interagency task force and hosting inter-CSC workshops so community members can share lessons learned and best practices across communities.

Attachments

1. Community Highlights Infographics
2. Emissions Reductions, Rules and Regulations, and Incentives
3. Board Presentation

**Attachment 1 – Assembly Bill 617 (AB 617) Community Highlights
Infographics**



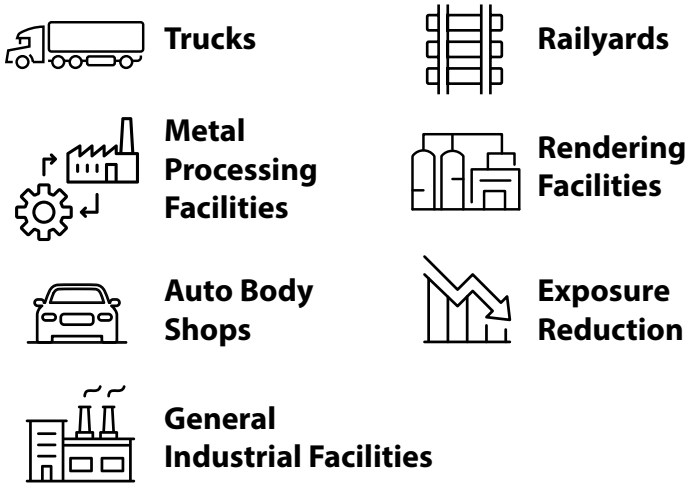
ASSEMBLY BILL 617 (AB 617)

EAST LOS ANGELES, BOYLE HEIGHTS, WEST COMMERCE (ELABHWC) HIGHLIGHTS

JULY 2023 - JUNE 2024

Community Emission Reductions Plan (CERP) Progress

Seven Air Quality Priorities



CERP Implementation Highlights

Exposure Reduction¹

- **280** households received **356** units* through the Residential Air Filtration Program**

Neighborhood and Freeway Traffic, Railyards²

- **\$61.7 million** in Community Air Protection Incentives for zero-emission infrastructure and locomotives***

* ~1,000 additional applications were received from the ELABHWC and ECV communities in response to outreach efforts, which are under review and not reflected here

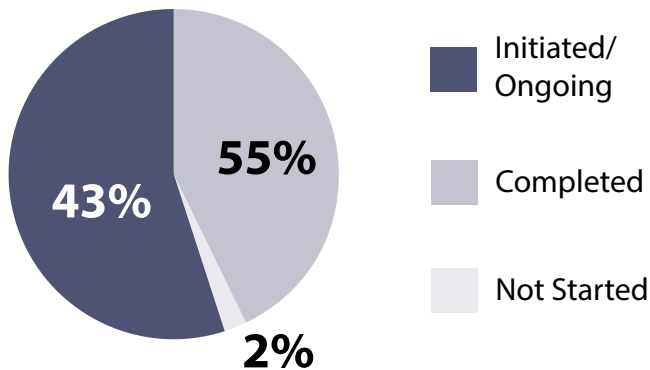
** Data updated as of August 8, 2024

*** Pending CARB approval

42 Total CERP Objectives

Status of CERP Implementation

September 6, 2019 to June 30, 2024



Projected Emission Reductions

Year	NOx (tpy)	DPM (tpy)
2024	197	2.03
2029	530	3.3

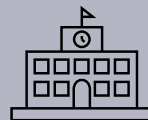
NOx: Nitrogen Oxides **DPM:** Diesel Particulate Matter **tpy:** tons per year

Next Steps



Permit Cross-Check System³

- Review land-use agency data and identify facilities that need South Coast AQMD permits



Public School Air Filtration Systems⁴

- Program will open in Fall 2024
- Outreach to school districts and work with them to apply



Truck Routes⁵

- Obtain CSC input on neighborhood streets and corridors of concern
- Encourage agencies to implement truck restrictions per CSC recommendations

¹Chapter 5g, Objective 3 (ELAB-5g-03)

²Chapter 5b, Objective 2 (ELAB-5b-02), Chapter 5c, Objective 1 (ELAB-5c-01)

³Chapter 5h, Objective 3 (ELAB-5h-03)

⁴Chapter 5g, Objective 2 (ELAB-5g-02)

⁵Chapter 5b Objective 3 (ELAB-5b-03)



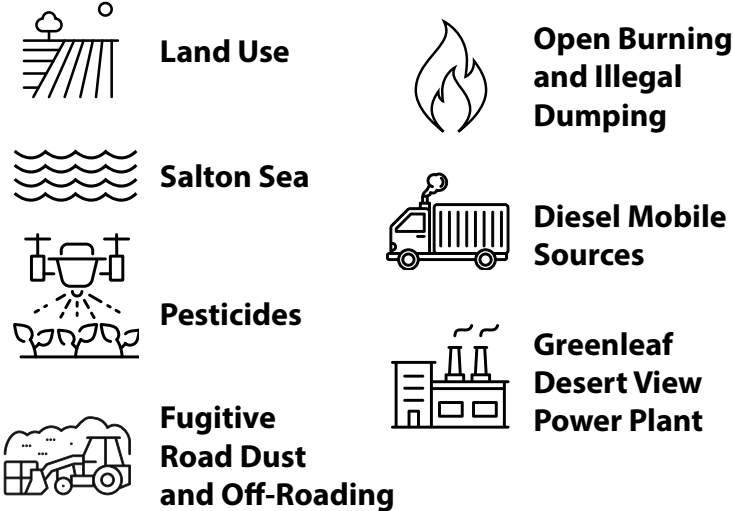
ASSEMBLY BILL 617 (AB 617)

EASTERN COACHELLA VALLEY (ECV) HIGHLIGHTS

JULY 2023 - JUNE 2024

Community Emission Reductions Plan (CERP) Progress

Seven Air Quality Priorities



CERP Implementation Highlights

Fugitive Road Dust and Off-Roading

- Applications for the Paving Project closed on March 15, 2024
- One application received

Exposure Reduction¹

- **294** households received **378** units* through the Residential Air Filtration Program**

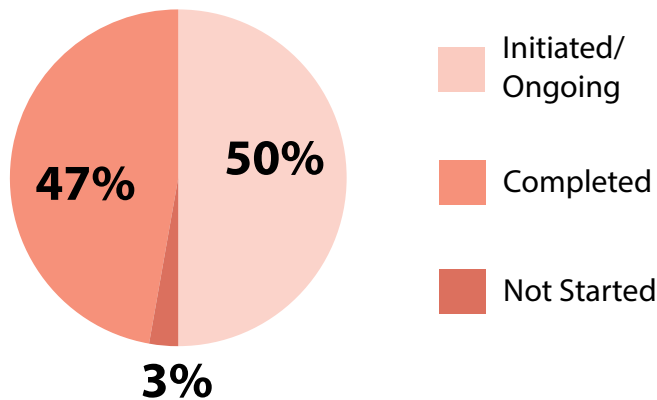
*~1,000 additional applications were received from the ELABHWC and ECV communities in response to outreach efforts, which are under review and not reflected here

** Data updated as of August 8, 2024

74 Total CERP Objectives

Status of CERP Implementation

December 4, 2020 to June 30, 2024



Projected Emission Reductions

Year	NOx (tpy)	DPM (tpy)
2025	263	12.0
2030	337	12.2

NOx: Nitrogen Oxides DPM: Diesel Particulate Matter tpy: tons per year

Next Steps



Paving Project²

- Develop contract
- Initiate paving projects



Residential Air Filtration Program¹

- Continuing outreach and implementation of Residential Air Filtration Program



Tree Planting³

- Continued collaboration with green space partners to provide funding for trees
- Identify additional opportunities for green spaces, such as residential tree planting

¹Chapter 5d, Objective 2A (ECV-5d-02A), Chapter 5c Objective 2C (ECV-5c-02C), Chapter 5d, Objective 3B (ECV-5d-03B), Chapter 5e, Objective 3C (ECV-5e-03C), Chapter 5f, Objective 1A (ECV-5f-01A),

Chapter 5g, Objective 1A (ECV-5g-01A)
²Chapter 5b, Objective 3A (ECV-5b-03A)






³Chapter 5a, Objective 3D (ECV-5a-03D), Chapter 5b, Objective 3F (ECV-5b-03F), Chapter 5g, Objective 1A (ECV-5g-01A)



ASSEMBLY BILL 617 (AB 617) SAN BERNARDINO, MUSCOY (SBM) HIGHLIGHTS JULY 2023 - JUNE 2024

Community Emission Reductions Plan (CERP) Progress

Six Air Quality Priorities

 Neighborhood Truck Traffic	 Railyards
 Warehouses On-Site Emissions	 Omnitrans Bus Yard
 Concrete Batch, Asphalt Batch, and Aggregate Plants	 Exposure Reduction

CERP Implementation Highlights

Green Spaces¹

- Provided two grant letters of support for Master Gardeners
- If awarded, both projects will potentially help plant trees

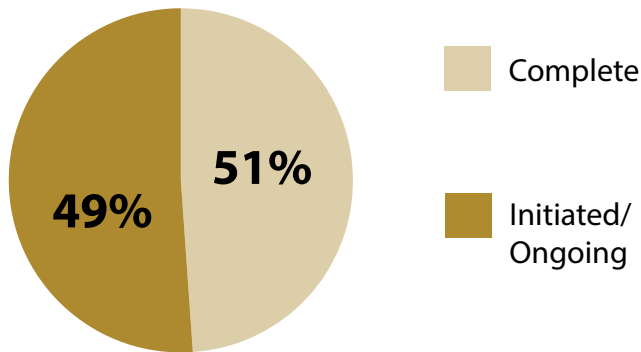
Trucks²

- Targeted outreach to truck owners and operators on available incentive programs for heavy-duty trucks
- Incentive flyers distributed to **263** truck owners within SBM boundary

37 Total CERP Objectives

Status of CERP Implementation

September 6, 2019 to June 30, 2024



Next Steps

Truck Routes³



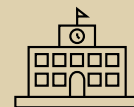
- City of San Bernardino completed a Truck Study and plans to use it to establish potential truck routes through the City's General Plan
- Encourage agencies to implement truck restrictions per CSC recommendations

Green Spaces¹



- Continued collaboration with green space partners to provide funding for trees
- Identify additional opportunities for green spaces, such as residential tree planting

Public School Air Filtration Systems⁴



- Program will open in Fall 2024
- Outreach to school districts and work with them to apply

Projected Emission Reductions

Year	NOx (tpy)	DPM (tpy)
2024	119	1.5
2029	200	2.0

NOx: Nitrogen Oxides **DPM:** Diesel Particulate Matter **tpy:** tons per year

¹Chapter 5g, Objective 3 (SBM-5g-03)

²Chapter 5b, Objective 3 (SBM-5b-03)

³Chapter 5b, Objective 3 (SBM-5b-03)

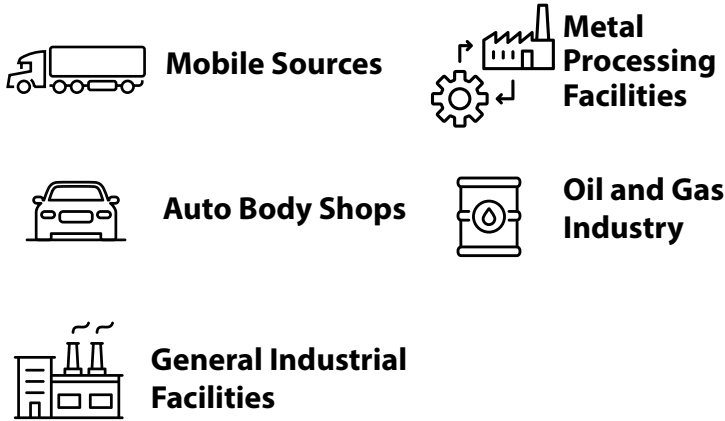
⁴Chapter 5g, Objective 2 (SBM-5g-02)



ASSEMBLY BILL 617 (AB 617) SOUTH LOS ANGELES (SLA) HIGHLIGHTS JULY 2023 - JUNE 2024

Community Emission Reductions Plan (CERP) Progress

Five Air Quality Priorities



CERP Implementation Highlights

Auto Body Shops¹

- Rule development underway to address CERP objectives including Best Available Retrofit Control Technology (BARCT)

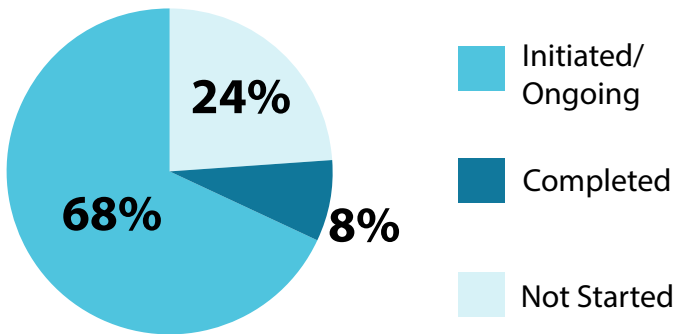
Participatory Budgeting (Multiple Air Quality Priorities and Objectives)²

- Initiated the process to determine community-identified projects to be funded by **\$11.2 million** in Community Air Protection Incentives funds

53 Total CERP Objectives

Status of CERP Implementation

June 3, 2022 to June 30, 2024



Next Steps



Participatory Budgeting³

- Finalize prioritized list of community-identified projects and funding allocations
- Begin implementation of projects



Working Teams⁴

- Determine opportunities for Working Teams to assist in implementation of CERP objectives
- Consider opportunities for other agencies to share information on their programs related to the four Working Teams

Projected Emission Reductions

Year	NOx (tpy)	DPM (tpy)
2026	156	2.5
2031	342	6.3

NOx: Nitrogen Oxides **DPM:** Diesel Particulate Matter **tpy:** tons per year

¹Chapter 5c, Objective 1G (SLA-5c-01G)

²The following incentives-related objectives may benefit from the Participatory Budgeting process: Chapter 5B, Objective 1b, (SLA-5b-01B), Chapter 5b, Objective 1D (SLA-5b-01D), Chapter 5c, Objective 1H (SLA-5c-01H), Chapter 5d, Objective 1B (SLA-5d-01B), Chapter 5d, Objective 1C (SLA 5d-01C), Chapter 5e, Objective 1C (SLA-5e-01C), Chapter 5f, Objective 1F (SLA-5f-01F), Chapter 5f, Objective 1I (SLA-5f-01I)

³Chapter 5b, Objective 1B (SLA-5b-01B), Chapter 5b, Objective 1D (SLA-5b-01D), Chapter 5c, Objective 1H (SLA-5c-01H), Chapter 5d, Objective 1B (SLA-5d-01B), Chapter 5d, Objective 1C (SLA 5d-01C), Chapter 5e, Objective 1C (SLA-5e-01C), Chapter 5f, Objective 1F (SLA-5f-01F), Chapter 5f, Objective 1I (SLA-5f-01I)

⁴Chapter 5b, Objective 1F (SLA-5b-01F), Chapter 5c, Objective 1A (SLA-5c-01A), Chapter 5c, Objective 1D (SLA-5c-01D), Chapter 5c, Objective 1G (SLA-5c-01G), Chapter 5d, Objective 1A (SLA-5d-01A), Chapter 5e, Objective 1A (SLA-5e-01A), Chapter 5e, Objective 1F (SLA-5e-01F), Chapter 5e, Objective 1G (SLA-5e-01G), Chapter 5f, Objective 1D (SLA-5f-01D)



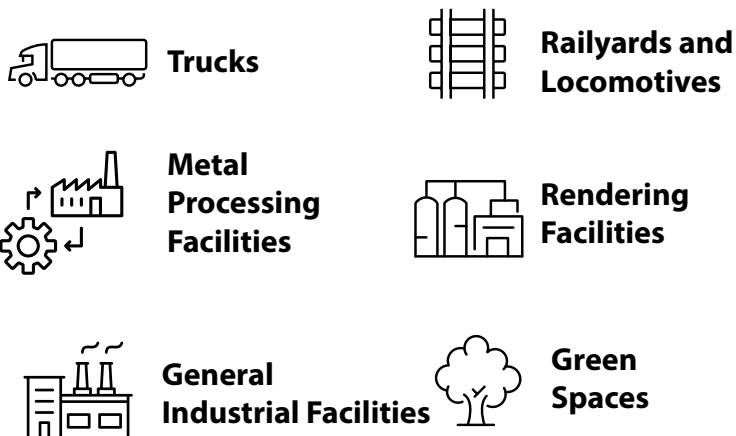
ASSEMBLY BILL 617 (AB 617)

SOUTHEAST LOS ANGELES (SELA) HIGHLIGHTS

JULY 2023 - JUNE 2024

Community Emission Reductions Plan (CERP) Progress

Six Air Quality Priorities



CERP Implementation Highlights

Green Spaces¹

- Released the Green Space Program Request for Proposals

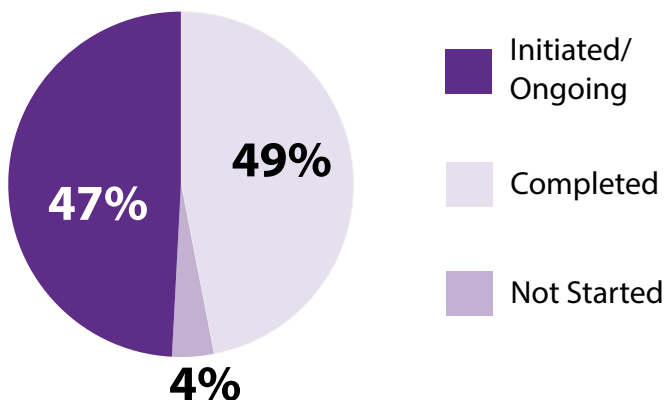
Trucks²

- Installation of **37** "No Idling" truck signs in **34** locations identified by the CSC

43 Total CERP Objectives

Status of CERP Implementation

December 4, 2020 to June 30, 2024



Projected Emission Reductions

Year	NOx (tpy)	DPM (tpy)
2025	196	1.1
2030	446	3.4

NOx: Nitrogen Oxides **DPM:** Diesel Particulate Matter **tpy:** tons per year

Next Steps

Installing Green Spaces³



- Exploring additional projects through CSC feedback and engagement with other organizations and local municipalities.
- Continued collaboration with CSC and green space partners to provide funding for trees
- Identify additional opportunities for green spaces, such as residential tree planting

Emission Sources from Truck Traffic and Freeways⁴



- Continue ongoing mobile and fixed air monitoring to measure diesel exhaust emission markers in communities impacted by heavy-duty truck traffic

¹Chapter 5d, Objective 1A (SELA-5d-01A)
Chapter 5d, Objective 1B (SELA-5d-01B)
Chapter 5d, Objective 1C (SELA-5d-01C)
²Chapter 5b, Objective 1D (SELA-5b-01D)

³Chapter 5d, Objective 1A (SELA-5d-01A),
Chapter 5d, Objective 1B (SELA-5d-01B),
Chapter 5d, Objective 1C (SELA-5d-01C),
Chapter 5d, Objective 1D (SELA-5d-01D)
⁴Chapter 5b, Objective 1I (SELA-5b-01I)



ASSEMBLY BILL 617 (AB 617)

WILMINGTON, CARSON, WEST LONG BEACH (WCWL B)

HIGHLIGHTS

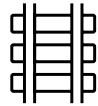
JULY 2023 - JUNE 2024

Community Emission Reductions Plan (CERP) Progress


Six Air Quality Priorities



Refineries



Railyards



Ports



Oil Drilling and Production



Neighborhood Truck Traffic

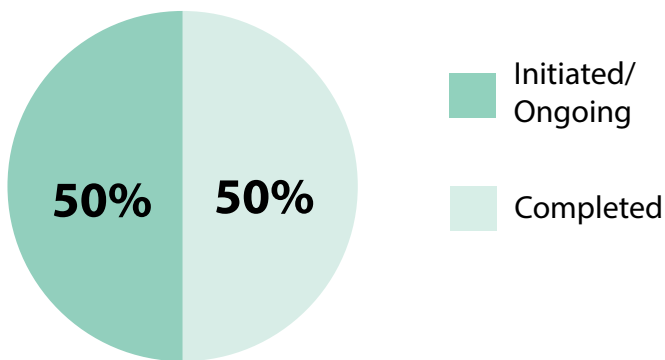


Exposure Reduction

48 Total CERP Objectives

Status of CERP Implementation

September 6, 2019 to June 30, 2024



Projected Emission Reductions

Year	NOx (tpy)	DPM (tpy)
2024	970	21.9
2030	2271	38.5

NOx: Nitrogen Oxides DPM: Diesel Particulate Matter tpy: tons per year

CERP Implementation Highlights

Neighborhood Truck Traffic¹

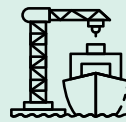
- Participating in Caltrans Technical Advisory Committee to assist in reducing emissions from heavy-duty trucks for the Vincent Thomas Bridge deck replacement project

Oil Drilling and Production²

- Worked with L.A. County Department of Public Health on educational materials on reducing risks from oil drilling and production sites

Next Steps

Ports³



- South Coast AQMD traveled to China to launch a Memorandum of Cooperation on the Pacific Rim Initiative for Maritime Emission Reductions
- Proposed Rule 2304⁴ (PR 2304) anticipated to go to the South Coast Governing Board in December 2024

Green Spaces⁵



- Continued collaboration with CSC and green space partners to provide funding for trees
- Identify additional opportunities for green spaces, such as residential tree planting

Oil Drilling and Production⁶



- Proposed Amended Rule 1173⁷ (PAR 1173) anticipated to go to the South Coast Governing Board in First Quarter 2025

¹Chapter 5d, Objective 2 (WCWL B-5d-02)

²Chapter 5e, Objective 2 (WCWL B-5e-02)

³Chapter 5c, Objective 2 (WCWL B-5c-02)

⁴PR 2304 – Commercial Marine Ports – Container Terminals

<https://www.aqmd.gov/home/rules-compliance/rules/scaqmd-rule-book/proposed-rules/rule-2304>

⁵Chapter 5g, Objective 4 (WCWL B-5g-04)

⁶Chapter 5e, Objective 3 (WCWL B-5e-03)

⁷PAR 1173 – Control of Volatile Organic Compound Leaks and Releases from Components at Petroleum Facilities and Chemical Plants

<https://www.aqmd.gov/home/rules-compliance/rules/scaqmd-rule-book/proposed-rules/rule-1173>

Attachment 2 – Assembly Bill 617 (AB 617) Emission Reductions, Rules and Regulations, and Incentives

Emission Reductions

Each of South Coast AQMD’s AB 617 community’s Community Emission Reductions Plans (CERPs) includes a set of emission reduction targets which are laid out in five- and ten-year milestones after the initiation of CERP implementation. These projected emission reductions were based upon anticipated approval of rules and available incentive funds at the time of CERP development which may result in such reductions.

Although the objectives and strategies in the CERPs aim to reduce emissions and/or exposure, emission reductions for certain CERP objectives and strategies are more easily quantified. Emission reductions from incentives funding, such as the replacement of older vehicles with cleaner technology, are easier to quantify than emission reductions from zero emission infrastructure projects due to the availability of vehicle emissions data, allowing for direct comparison of emissions before and after replacement. Emission reductions from certain rules and regulations can be quantified before or after rule implementation depending on the specifications and requirements of the rules. Enforcement and public information strategies can also lead to emission reductions but quantifying them is challenging due to the variable nature of compliance issues and pollutant types. Despite difficulties in quantifying some emission and exposure reductions, CERP objectives and strategies can improve air quality as South Coast AQMD works to identify and abate air quality issues and concerns.

Emission Reduction Targets

As described above, each CERP includes emission reduction targets for a variety of air pollutants based upon the anticipated development of specific rules and regulations and the availability of incentives funds. The annual emissions reductions targets for each of South Coast AQMD’s AB 617 CERPs are listed in Table 1 below.

Table 1 - South Coast AQMD’s AB 617 CERPs’ 5-Year Milestone Emission Reduction Targets in Tons per Year (tpy)

Community	NOx	VOC	DPM
ELABHWC	143	-	1.2
SBM	75.1	-	0.86
WCWLB	606	21	9
ECV	54	-	1
SELA	155	-	1
SLA	193	-	2.32

Table 2 - South Coast AQMD’s AB 617 CERPs' 10-Year Milestone Emission Reduction Targets in tpy

Community	NOx	SOx	VOC	DPM	PM10
ELABHWC	377	-	-	1.4	-
SBM	127.9	-	-	0.91	-
WCWLB*	3207	11	64	20	-
ECV	115	-	-	2	2.4
SELA	297	-	-	3.5	-
SLA	300	-	-	3.82	-

*The 2018-Designated Community of WCWLB uses 2030 for the 10-year milestone to account for complexities in completing refinery related CERP objectives.

Emission Reductions Achieved

It is possible to project future emission reductions and quantify the reductions achieved from a combination of CARB’s regulations and Community Air Protection (CAP) Incentive funds. However, these calculations likely underestimate the actual emission reductions resulting from CERP implementation for a number of reasons. First, these figures do not account for the reductions associated with all recently adopted South Coast AQMD rules included in many of the CERPs, such as Rule 2305 – Warehouse Indirect Source Rule or 1109.1 - Emissions of Oxides of Nitrogen from Petroleum Refineries and Related Operations, as their impacts are still being assessed. Second, it also does not account for other recently adopted South Coast AQMD rules for which quantifying the associated emission reductions are infeasible, such as Rule 1460 – Control of Particulate Emissions from Metal Recycling and Shredding Operations which addresses fugitive emissions. Other CERP strategies such as focused enforcement and outreach can also lead to emission reductions; however, it is not feasible to quantify these reductions either. Nevertheless, these emission reductions will be updated and provided in future reports as new incentive projects are identified and progress is made in the implementation of existing regulations. Tables 3 and 4 below summarize the total projected emission reductions achieved, and the percentage of emission reductions achieved relative to the respective 5- and 10-year emission reduction targets in each community.

Table 3 – Projected Emission Reductions achieved in the 5th and 10th year of CERP Implementation in tpy

Community	NOx		DPM	
	5-Year	10-Year	5-Year	10-Year
ELABHWC	197	530	2.0	3.3
SBM	119	200	1.5	2.0
WCWLB	970	2271	21.9	38.5
ECV	263	337	12.0	12.2
SELA	196	446	1.1	3.4
SLA	156	342	2.5	6.3

Table 4 – Projected Percentage of Emission Reduction Targets Achieved in the 5th and 10th year of CERP Implementation in tpy

Community	NOx		DPM	
	5-Year	10-Year	5-Year	10-Year
ELABHWC	138%	141%	169%	236%
SBM	159%	156%	178%	216%
WCWLB	160%	71%	243%	193%
ECV	487%	293%	1204%	611%
SELA	126%	150%	106%	98%
SLA	81%	114%	109%	164%

Rules and Regulations

The development of rules and regulations is one of the six CERP strategies used to reduce emissions and exposure to air pollution in South Coast AQMD's AB 617 communities. The approval of many rules and regulations developed by South Coast AQMD or CARB are included as CERP objectives and are used to derive part of the emission reduction targets for many of the CERPs. It should be noted that although many rules and regulations are included as CERP objectives, many were not used to derive the emission reduction targets. Further, as mentioned above, it is either not feasible to quantify the emissions reductions for many rules and regulations or their impacts are still being assessed. The emissions reductions achieved will thus be higher than the emission reduction targets included in the CERPs for many of the communities.

South Coast AQMD

South Coast AQMD has adopted and amended many rules included in the CERPs since 2019, all of which will result in emission reductions. It should be noted that the emissions reductions achieved thus far as a result of these rules in South Coast AQMD's AB 617 communities are still being assessed and are yet to be quantified. Further, it is not feasible to quantify emission reductions for some rules listed (e.g., Rules 1469.1 and 1460) as they address fugitive emissions whose emissions reductions are difficult to quantify. Those rules are listed below in Table 5.

Table 5 - South Coast AQMD Rules Adopted or Amended since September 2019 due to CERPs

South Coast AQMD Rules Developed or Amended	Year Adopted/Amended
Rule 2305 – Warehouse Indirect Source Rule	May 2021
Rule 1469 – Hexavalent Chromium Emissions from Chromium Electroplating and Chromic Acid Anodizing Operations	April 2021
Rule 1469.1 – Spraying Operations Using Coating Containing Chromium	June 2021
Rule 1109.1 – Emissions of Oxides of Nitrogen from Petroleum Refineries and Related Operations	November 2021
Rule 1460 – Control of Particulate Emissions from Metal Recycling and Shredding Operations	November 2022

Rule 1148.2 – Notification and Reporting Requirements for Oil and Gas Wells and Chemical Suppliers	February 2023
Rule 1178 – Further Reductions of VOC Emissions from Storage Tanks at Petroleum Facilities	September 2023
Rule 1180 – Fenceline and Community Air Monitoring for Petroleum Refineries and Related Facilities	January 2024
Rule 1180.1 – Fenceline and Community Air Monitoring for Other Refineries	January 2024
Rule 1118 – Control of Emissions from Refinery Flares	April 2024
Rule 2306 – Freight Rail Yards	August 2024

CARB

CARB has approved several regulations since the adoption of the 2018-designated communities' CERPs in September 2019. These regulations aim to reduce mobile source emissions throughout the state, including in South Coast AQMD's AB 617 communities. These regulations and their associated emission reductions are listed below in Tables 6 - 9.

While these regulations will reduce emissions in South Coast AQMD's AB 617 communities, some of those reductions are yet to be quantified, or have not been realized yet because full implementation of the rule has not yet been achieved. While the approval of many of these regulations were anticipated at the time of CERP development, some of the projected benefits were not able to be quantified and were therefore not included in the emission reduction targets in the CERPs. Hence, the actual emissions reductions in communities which benefit from these regulations will therefore be higher than the emission reduction targets.

Table 6 - Total Projected Emission Reductions from CARB Regulations in 5th and 10th year of CERP Implementation in tpy

Community	NOx		DPM	
	5 th year	10 th year	5 th year	10 th year
ELABHWC	124	457	0.5	1.8
SBM	39	120	0.2	0.7
WCWLB	641	1942	11.3	27.9
ECV	117	191	0.7	0.9
SELA	195	446	0.9	3.2
SLA	153	339	2.4	6.2

Table 7 - Projected Emission Reductions from CARB Regulations in 2018-Designated Communities in 2024 and 2029 in tpy

Year Adopted	CARB Regulation	ELABHWC				SBM				WCWLB*			
		NOx		DPM		NOx		DPM		NOx		DPM	
		2024	2029	2024	2029	2024	2029	2024	2029	2024	2029	2024	2029
2023	Advanced Clean Fleets	8	44	0.0	0.1	3	11	0.0	0.0	11	54	0.0	0.1

2020	Advanced Clean Trucks	1	13	0.0	0.1	0	3	0.0	0.0	1	17	0.0	0.1
2022	Advance Clean Cars II	0	7	-	-	0	2	-	-	0	9	-	-
2021	Heavy-Duty Vehicle Inspection and Maintenance	112	303	0.4	0.9	36	78	0.2	0.4	149	376	0.6	1.3
2020	Heavy-Duty Low-NOx Emission Standard	2	57	-	-	1	14	-	-	2	71	-	-
2021	Small Off-Road Engine Amendments	0	5	-	-	0	2	-	-	1	8	-	-
2022	Transport Refrigeration Unit Airborne Toxic Control Measure	1	4	0.1	0.3	0	1	0.0	0.1	5	31	0.8	2.6
2022	Commercial Harbor Craft	-	-	-	-	-	-	-	-	41	90	2.6	4.1
2023	In-Use Locomotive Regulation	0	25	0.0	0.5	39	8	0.0	0.2	0	17		0.3
2020	At-Berth Regulation	-	-	-	-	-	-	-	-	431	1269	7.2	19.4
	Total:	124	457	0.5	1.8	39	120	0.2	0.7	641	1942	11.3	27.9

Table 8 - Projected Emission Reductions from CARB Regulations in 2019-Designated Communities in 2025 and 2030 in tpy

Year Adopted	CARB Regulation	ECV				SELA			
		NOx		DPM		NOx		DPM	
		2025	2030	2025	2030	2025	2030	2025	2030
2023	Advanced Clean Fleets	4	21	0.0	0.1	10	41	0.0	0.1
2022	Advance Clean Cars II	0	3	-	-	0	10	-	-
2021	Heavy-Duty Vehicle Inspection and Maintenance	110	142	0.7	0.8	174	242	0.6	0.8
2020	Heavy-Duty Low-NOx Emission Standard	3	22	-	-	7	53	-	-
2021	Small Off-Road Engine Amendments	0	2	-	-	2	7	-	-
2022	Transport Refrigeration Unit Airborne Toxic Control Measure	0	1	0.0	0.1	2	6	0.2	0.5

2023	In-Use Locomotive Regulation	-	-	-	-	1	87	0.0	1.9
	Total:	117	191	0.7	0.9	195	446	0.9	3.2

Table 9 - Projected Emission Reductions from CARB Regulations in the 2020-Designated Community in 2026 and 2031 in tpy

Year Adopted	CARB Regulation	SLA			
		NOx		DPM	
		2026	2031	2026	2031
2023	Advanced Clean Fleets	10	30	0.0	0.2
2022	Advance Clean Cars II	2	24	-	-
2021	Heavy-Duty Vehicle Inspection and Maintenance	117	142	1.0	1.0
2021	Small Off-Road Engine Amendments	14	45	-	-
2022	Transport Refrigeration Unit Airborne Toxic Control Measure	4	8	1.3	2.8
2023	In-Use Locomotive Regulation	7	89	0.1	2.2
	Total:	153	339	2.4	6.2

Incentives

Incentive funding is another strategy used in the CERPs to achieve emission reductions. Incentives reduce emissions by providing funds to replace older equipment with cleaner technology. CARB allocates Community Air Protection (CAP) Incentive funds statewide¹ and designates funding amounts to each air district. Requests are then made by air districts to distribute the CAP Incentive funds in accordance with the CAP Incentives 2024 Guidelines.²

Mobile Source Projects

The total investments in mobile source incentives funding from July 1, 2017 to June 30, 2024 and resulting emission reductions are provided in Tables 10 and 11. Table 10 shows a summary of the total funds allocated for mobile source projects in each community that have been approved by the South Coast AQMD Governing Board which are completed, under contract, or may enter contract at a future time. Table 11 shows a summary of mobile source projects that are completed or under contract and being implemented. For AB 617 mobile source project evaluations, South Coast AQMD adheres to the Carl Moyer Program³ and Proposition 1B⁴ guidelines, including the methodology used to calculate emission reductions. The

¹ South Coast AQMD, CAP Incentives, <http://www.aqmd.gov/home/programs/business/community-air-protection-incentives>.

² CARB, CAP Incentives 2024 Program Guidelines, <https://ww2.arb.ca.gov/sites/default/files/2024-04/FINAL%20CAP%20Incentives%20Guidelines%20-%202024-04-04.pdf>.

³ South Coast AQMD, Carl Moyer Program (Heavy-Duty Engines), <http://www.aqmd.gov/home/programs/business/business-detail?title=heavy-duty-engines&parent=vehicle-engine-upgrades>.

⁴ South Coast AQMD, Goods Movement Emission Reductions Projects (Proposition 1B Program), [http://www.aqmd.gov/home/programs/business/business-detail?title=goods-movement-emission-reduction-projects-\(prop-1b\)&parent=vehicle-engine-upgrades](http://www.aqmd.gov/home/programs/business/business-detail?title=goods-movement-emission-reduction-projects-(prop-1b)&parent=vehicle-engine-upgrades).

emission reductions presented reflect the total anticipated emission reductions from the CAP Incentive funded mobile source projects.

Table 10 - Mobile Source Incentives and Associated Emission Reductions Approved by the South Coast AQMD Governing Board

Community	Total Incentives Approved (millions of dollars)	NO _x	PM	VOC
		tpy		
ELABHWC	\$82.9	73	1.5	3.3
SBM	\$10.1	80	1.3	2.4
WCWLB	\$117.8	329	10.6	16.5
ECV	\$37.1	146	11.3	16.9
SELA	\$8.4	0.4	0.2	0.5
SLA	\$4.2	3	0.1	0.2

*This table includes Years 1 to 6 Community Air Protection (CAP) Incentive funds approved by South Coast AQMD Governing Board to develop contracts with applicants.

Table 11 - Mobile Source Incentives and Associated Emission Reductions with Executed Contracts

Community	Total Incentives Distributed (millions of dollars)	NO _x	DPM	VOC
		tpy		
ELABHWC	\$14.3	47	2.9	2.0
SBM	\$16.6	116	2.3	2.4
WCWLB	\$35.4	158	11.4	6.1
ECV	\$24.1	122	10.0	14.1
SELA	\$0.02	0.1	0.03	0.1
SLA	\$2.2	14	0.1	0.6

*This table includes Years 1 to 6 Community Air Protection (CAP) Incentive funds approved by South Coast AQMD Governing Board and a contract has been executed with the applicant.

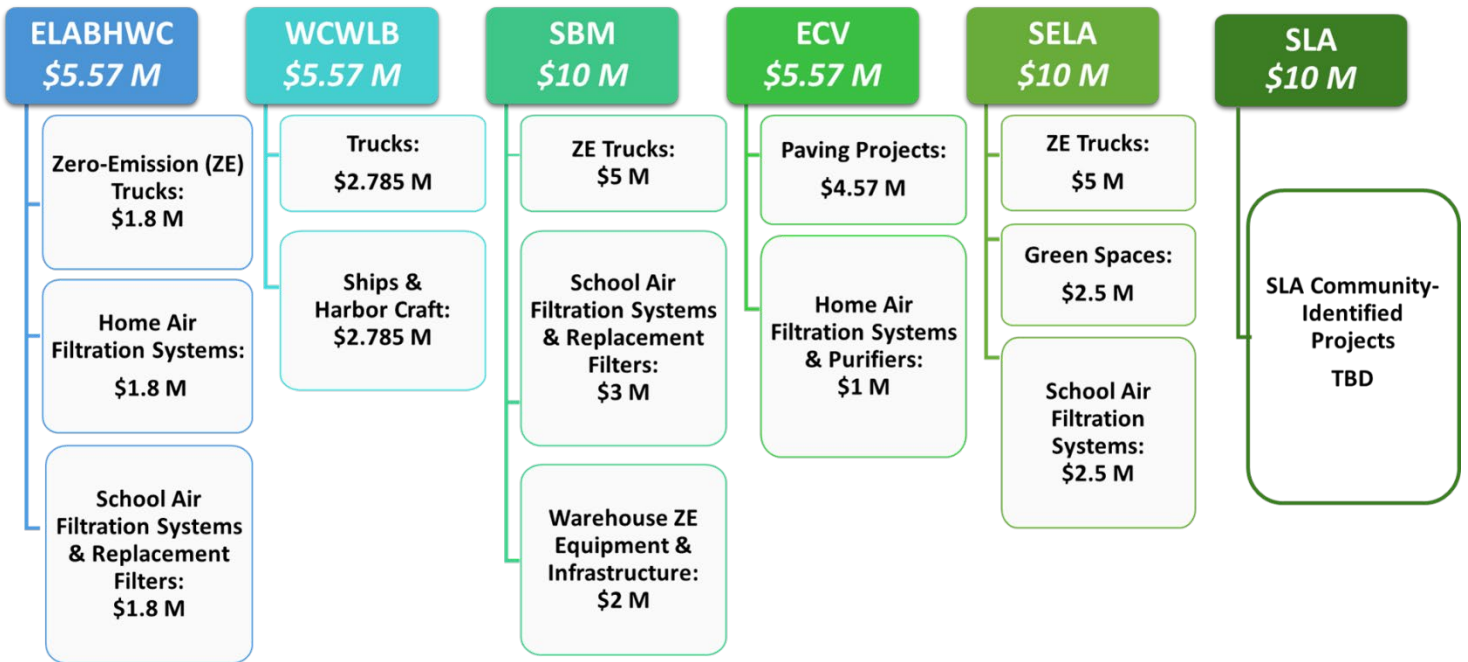
Community-Identified Projects

In October 2020, CARB revised the CAP Incentives Guidelines to include community-identified projects as an option to distribute CAP Incentive funds. Community-identified projects are projects supported by an adopted CERP (e.g., paving projects, green space installation) for which the CSC prioritized and allocated CAP Incentive funds through a participatory budgeting process.

In response to the 2020 revisions to the CAP Incentives 2019 Guidelines, South Coast AQMD held a CAP Incentives Strategy Meeting on October 15, 2020; South Coast AQMD presented an overview of CAP Incentive funds, existing guidelines used to allocate those funds, and solicited input from the CSCs on allocating future CAP Incentive funding. As a result, the available Year 3 CAP Incentive funds (approximately \$37 million) were distributed among the communities based on CSC input and past

investments. Additionally, the South Los Angeles community is currently conducting participatory budgeting to identify which CERP objectives will be funded with the \$10 million Year 5 CAP Incentive funds. Figure 1 shows how the funding amount of CAP Incentives were split between the communities and which types of projects were prioritized. Depending on statewide designations of CAP Incentives, South Coast AQMD continues to evaluate future opportunities to conduct additional participatory budgeting exercises for each community.

Figure 1 - Year 3 CAP Incentive Funds Allocated to Community-Identified Projects





**CARB Annual Progress Report on
Assembly Bill 617 (AB 617)
Community Emission Reductions Plans (CERPs)
for FY 2023-2024**

***Informe de Progreso Anual del FY 2023-2024 para los
Planes Comunitarios de Reducción de Emisiones (CERPs)
de la Ley de la Asamblea 617 (AB 617)***

**Board Meeting
November 1, 2024**

***Reunión de la Junta de Gobierno
1 de noviembre del 2024***

South Coast AQMD AB 617 Communities

Comunidades Designadas de AB 617 de South Coast AQMD

2018-Designated Communities

Comunidades Designadas en 2018

- East Los Angeles, Boyle Heights, West Commerce (ELABHWC)
- San Bernardino, Muscoy (SBM)
- Wilmington, Carson, West Long Beach (WCWLB)

2019-Designated Communities

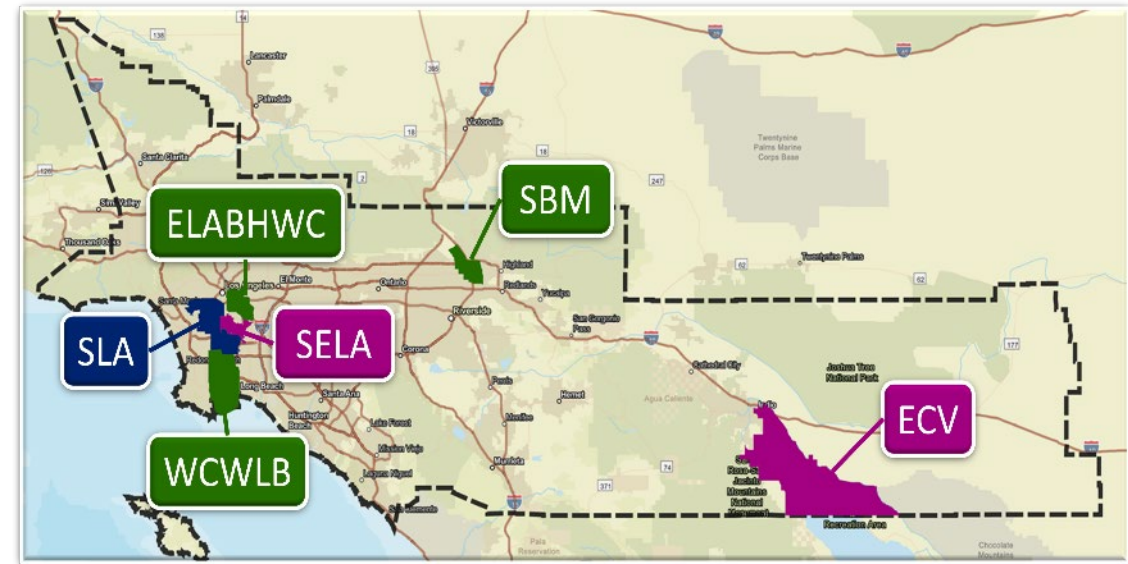
Comunidades Designadas en 2019

- Southeast Los Angeles (SELA)
- Eastern Coachella Valley (ECV)

2020-Designated Community

Comunidad Designada en 2020

- South Los Angeles (SLA)



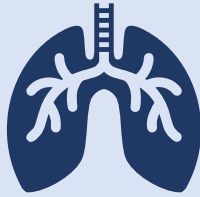
Of the 19 communities designated statewide,
6 are within the South Coast AQMD jurisdiction
*De las 19 comunidades designadas en todo el estado,
6 de ellas están dentro de la jurisdicción de South Coast AQMD*

Categories of CERP Objectives

Categorías de Objetivos del CERP



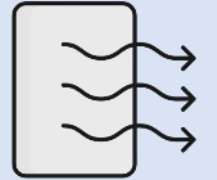
Rules and Regulations
Reglas y Regulaciones



Exposure Reductions
*Reducción de la
Exposición*



Education and Outreach
Educación y Alcance



Monitoring
Monitoreo



Agency Coordination
*Coordinación de
Agencias*



Enforcement
Aplicación de Leyes



Incentives
Incentivos

Community Feedback & Engagement

Comentarios y Participación de la Comunidad

AB 617 ALL COMMUNITY STEERING COMMITTEE (CSC) EVENT



Saturday, August 24, 2024

AB 617 EVENTO DE TODOS LOS COMITÉ DIRECTIVOS DE LA COMUNIDAD (CSC)



Sábado 24 de agosto de 2024
8:30 AM - 3:30 PM

South Coast Air Quality Management District
21865 Copley Dr, Diamond Bar, CA 91765

South Coast AQMD está organizando una reunión comunitaria de AB 617 para todas las partes interesadas del Comité Directivo de la Comunidad (Community Steering Committee, CSC). Desarrollado en colaboración con miembros de la comunidad, el evento de este día tiene como objetivo unir a comunidades de toda la región para enfatizar la importancia de mejorar la calidad del aire y aumentar el compromiso significativo entre las comunidades de justicia ambiental.

ASPECTOS DESTACADOS DEL EVENTO:

CELEBRAR LOS ÉXITOS DE LA COMUNIDAD



TALLERES INTERACTIVOS



PANELES DE EXPERTOS



OPORTUNIDADES DE CONEXIÓN EN RED



FERIA DE RECURSOS



¡ESCANEE PARA
REGISTRARSE!



SE PROVEERÁN DESAYUNO,
ALMUERZO Y REFRIGERIOS

FECHA LÍMITE PRIORITARIA

Viernes 9 de agosto - Solicitud de adaptaciones de idioma y transporte

REGISTRATION DEADLINE

Viernes 16 de agosto, 11:59 p. m. - Asistir sin solicitudes adicionales

Habrà disponible interpretación al español. Idiomas adicionales disponibles bajo solicitud.

Para más información, visite nuestro sitio web en www.aqmd.gov/AB617 @SouthCoastAQMD
o comuníquese con el personal de AB 617 en: AB617@aqmd.gov



AB 617 All CSC Event on Saturday, August 24th

- ~170 attendees
- Public feedback on the APR
- Networking, community perspectives, resource sharing, strategic planning
- Representation from all six AB 617 communities

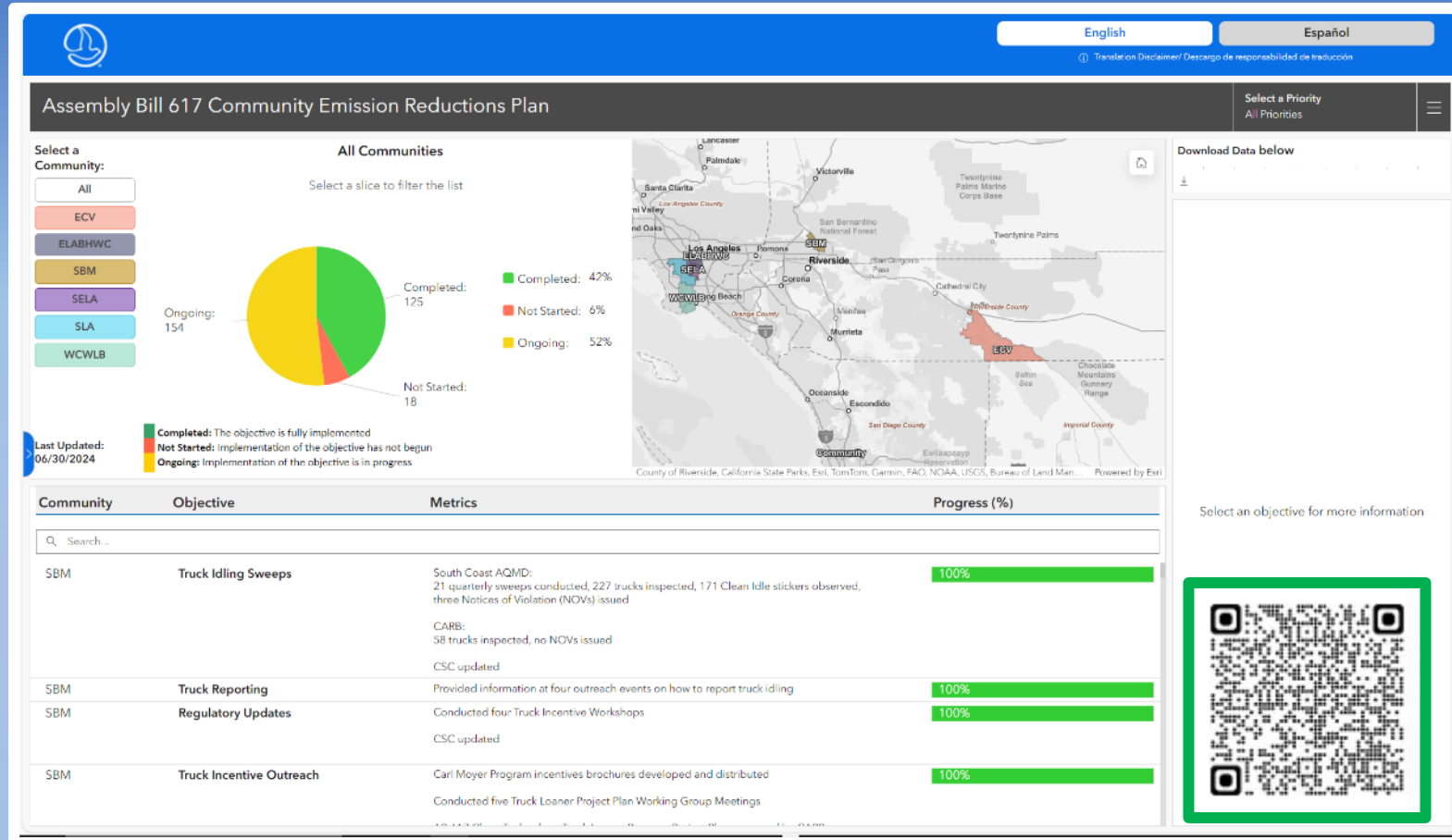
Evento de Todos los CSCs AB 617 el sábado 24 de agosto

- Aproximadamente 170 asistentes
- Sugerencias del público sobre el APR
- Establecimiento de redes, perspectivas comunitarias, intercambio de recursos, planificación estratégica
- Representación de las seis comunidades AB 617



AB 617 CERP Implementation Dashboard

Tablero de Implementacion de los CERPs de AB 617



- Community specific
- Interactive visual platform
- Implementation status of CERP objectives
- *Específico por comunidad*
- *Plataforma visual interactiva*
- *Estado de los objetivos de los CERPs*

Use QR code above or the following link to access the dashboard

Utilice el código QR de arriba o el siguiente enlace para acceder al panel de control:

<https://www.aqmd.gov/nav/about/initiatives/environmental-justice/ab617-134/ab-617-cerp-implementation-dashboard>

2018-Designated Communities

Comunidades Designadas en 2018

East Los Angeles, Boyle Heights, West Commerce (ELABHWC)

Exposure Reduction

- 280 households receiving 356 units through Residential Air Filtration Program (as of August 8, 2024)

Neighborhood and Freeway Traffic, Railyards

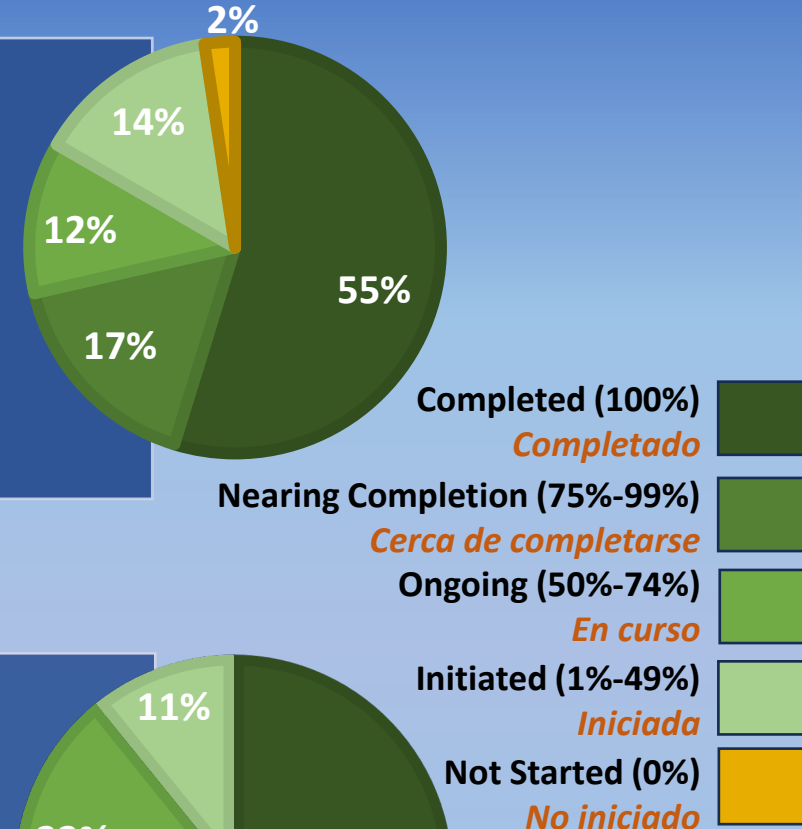
- \$61.7 million in incentives approved for zero-emission locomotive projects and infrastructure within ELABHWC

Reducción de la exposición

- 280 hogares recibiendo 356 unidades a través del Programa de Filtración de Aire Residencial

Tráfico en el vecindario y en las autopistas, Patios ferroviarios

- \$61.7 millones en Incentivos aprobados para infraestructura y locomotoras de cero emisiones



San Bernardino, Muscoy (SBM)

Green Spaces

- Submitted two grant support letters for Master Gardeners to fund up to \$2 million for tree planting

Trucks

- Targeted Incentive flyers distributed to 263 truck owners within SBM boundary

Espacios Verdes

- Se proporcionaron dos cartas de apoyo para la subvención a los Master Gardeners para ayudar a plantar árboles

Camiones

- Se distribuyeron folletos de incentivos a 263 propietarios de camiones dentro de los límites de SBM

2018-Designated Communities (cont.)

Comunidades Designadas en 2018 (cont.)

Wilmington, Carson, West Long Beach (WCWLB)

Neighborhood Truck Traffic

- Participating in Caltrans Advisory Committee to help reduce truck emissions for the Vincent Thomas Bridge project

Oil Drilling and Production

- Collaborated with Los Angeles County on infographic to reduce exposure risks from oil drilling and production sites
- Amendments to Rule 1148.1 will help address concerns with oil drilling and production*

Refineries

- Amendments to Rules 1118, 1178, 1180 and 1180.1 will help address concerns with refineries*

Tráfico de camiones en el vecindario

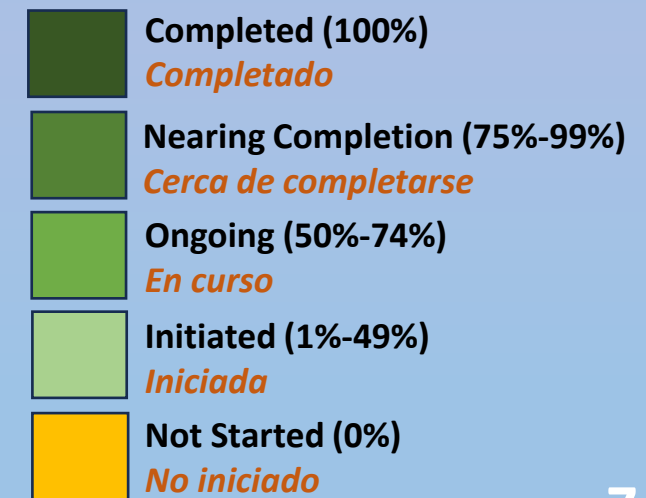
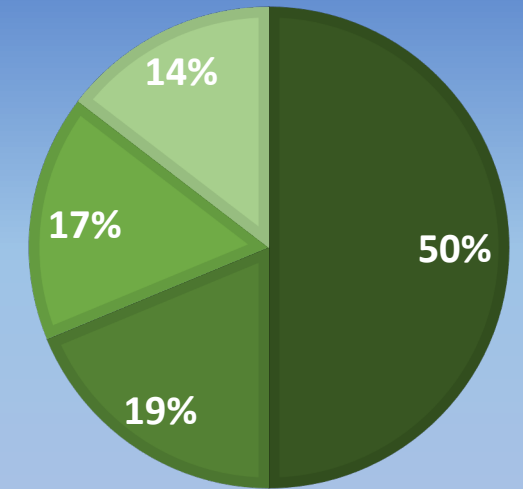
- *Participando en el Comité Asesor de Caltrans para ayudar a reducir las emisiones de camiones del Puente Vincent Thomas*

Perforación y producción de petróleo

- *Colaboración con el Condado de Los Angeles en una infografía para reducir los riesgos de exposición a los sitios de producción de petróleo*
- *Las enmiendas a la Regla 1148.1 ayudarán a abordar las preocupaciones sobre la perforación y producción de petróleo**

Refinerías

- *Las enmiendas a las siguientes reglas ayudarán a abordar las preocupaciones relacionadas con las refinerías: Reglas 1118, 1178, 1180 y 1180.1**



*additional information on the next slide / *Información adicional en la siguiente diapositiva*

Additional Rules Information

Información Adicional sobre Reglas

Rule / Regla 1118

Control of Emissions from Refinery Flares

Control de emisiones de antorchas de refinería

- Monitor and record data on refinery and related flaring operations, and to control and minimize flaring and flare-related emissions
- *Monitorear y registrar datos sobre la refinería y las operaciones relacionadas con quema, y controlar y minimizar la quema y las emisiones relacionadas con la quema.*

Rule / Regla 1148.1

Oil and Gas Production Wells

Pozos de producción de petróleo y gas

- Reduce emissions from the operation and maintenance of wellheads, well cellars, and the handling of produced gas at oil and gas production facilities
- *Reducir las provenientes de la operación y el mantenimiento de bocas de pozo, sótanos de pozos y el manejo del gas producido en las instalaciones de producción de petróleo y gas.*

Rule / Regla 1178

Further Reductions of VOC Emissions from Storage Tanks at Petroleum Facilities

Mayores reducciones de las emisiones de COV de los tanques de almacenamiento en las instalaciones petroleras

- Reduce emissions of Volatile Organic Compounds (VOC) from Storage Tanks located at Petroleum Facilities
- *Reducir las emisiones de Compuestos Orgánicos Volátiles (COV) de los Tanques de Almacenamiento ubicados en Instalaciones Petroleras*

Rules / Reglas 1180 and 1180.1

Fenceline and Community Air Monitoring for Petroleum Refineries and Related Facilities

Monitoreo del aire comunitario y de cercas para refinerías de petróleo e instalaciones relacionadas

- Require Real-Time Fenceline Air Monitoring Systems and to establish a fee schedule to fund refinery-related community air monitoring systems at or near the property boundaries of Petroleum and other Refineries and in nearby communities.
- *Exigir sistemas de monitoreo del aire en vallas en tiempo real y establecer un programa de tarifas para financiar sistemas comunitarios de monitoreo del aire relacionados con las refinerías en o cerca de los límites de propiedad de petróleo y otras refinerías y en las comunidades cercanas.*

2019-Designated Communities / *Comunidades Designadas en 2019*

Eastern Coachella Valley (ECV)



Fugitive Road Dust and Off-Roading

- One application received for \$4.57 M Paving Project Program Announcement; review completed by Review Panel

Residential Air Filtration Program

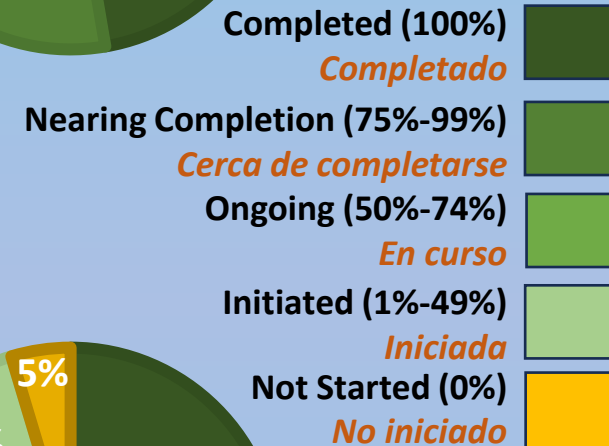
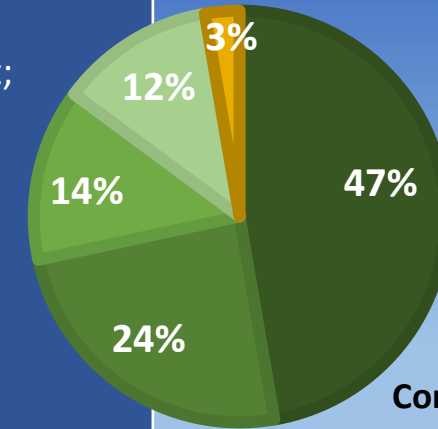
- 294 households receiving 378 units (as of August 8, 2024)

Polvo Fugitivo de la Carretera y Conducción Todoterreno

- *Se recibió una solicitud para el Programa de Pavimentación, revisión completada*

Programa de Filtración de Aire Residencial

- *294 hogares recibiendo 378 unidades*



Southeast Los Angeles (SELA)



Green Spaces

- Released the Green Space Program Request for Proposals

Trucks

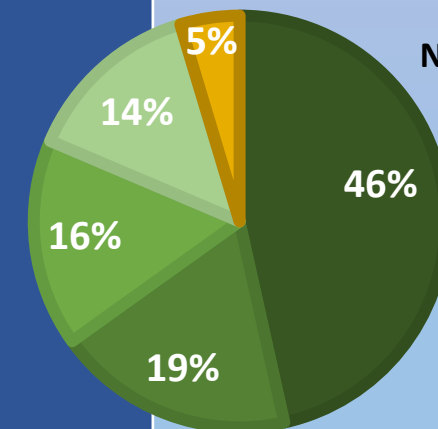
- Installation of 37 "No Idling" truck signs in 34 locations identified by the CSC

Espacios verdes

- *Se publicó la Solicitud de propuestas para el Programa de espacios verdes*

Camiones

- *Instalación de 37 carteles de "No dejar el vehículo con el motor encendido" en 34 lugares identificados por el CSC*



2020-Designated Community

Comunidad Designada en 2020

South Los Angeles (SLA)

Auto Body Shops

- Rule development underway for Proposed Amended Rule (PAR) 1151 – Motor Vehicle and Mobile Equipment Non-Assembly Line Coating Operations and PAR 1171 – Solvent Cleaning Operations

Participatory Budgeting

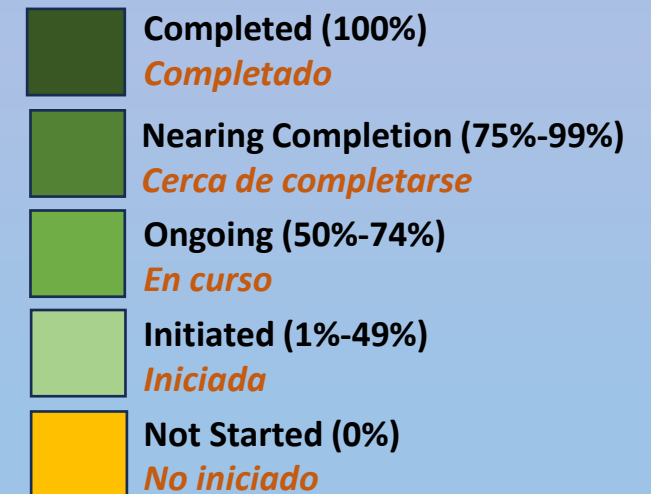
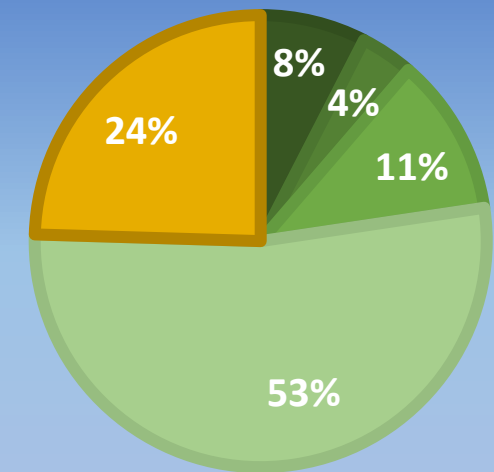
- Initiated Participatory Budgeting to allocate \$11.2 million in CAP Incentives funds for community projects

Talleres de Carrocería

- *Se está desarrollando la reglamentación propuesta para la reglamentación modificada (PAR) 1151 – Operaciones de Recubrimiento de Vehículos de Motor y Equipos Móviles que no sean de Línea de Ensamblaje y la PAR 1171 – Operaciones de Limpieza con Solventes*

Presupuesto Participativo

- *Inició el Presupuesto Participativo para asignar \$11.2 millones en fondos de incentivos CAP para proyectos comunitarios*



Cross-Community Highlights

Aspectos Destacados entre varias Comunidades

Incentives

AB 617 Private Schools Air Filtration Program (All Six)

- \$1.1 million in Supplemental Environmental Project (SEP) funds for 184 private schools and daycares

Clean Technology Truck Loaner Program

(ELABHWC, SBM, SELA, WCWLB)

- Applications for zero-emission truck rental services received through December 2023 and vendors selected in June 2024

Incentivos

AB 617 Programa de Filtración de Aire de Escuelas Privadas (Las seis)

- \$1.1 millones en fondos del Proyecto Ambiental Suplementario (SEP) para sistemas de filtración de aire para 184 escuelas privadas y guarderías

Programa de Préstamo de Camiones con Tecnología Limpia (ELABHWC, SBM, SELA, WCWLB)

- Solicitudes de servicios de alquiler de camiones de cero emisiones recibidas hasta diciembre de 2023 y proveedores seleccionados en junio del 2024

Outreach

Automated License Plate Reader (ALPR) Pilot Studies (ELABHWC, SBM)

- Targeted outreach to truck owners and operators on available incentive programs for heavy-duty trucks

Alcance

Estudios Piloto de Lectores Automáticos de Placas de Vehículos (ALPR) (ELABHWC, SBM)

- Alcance dirigido a los propietarios y operadores de camiones sobre los programas de incentivos disponibles para camiones pesados

Rule Making

Rule 2306 – Freight Rail Yards and Rule 1148.1– Oil and Gas Production Wells; (ELABHWC, SBM, WCWLB, SELA, SLA)

- Rail Indirect Source Rule and amended Rule 1148.1 passed by Governing Board in August 2024

Desarrollo de Reglas

Regla 2306 – Patios de carga ferroviaria y Regla 1148.1 – Pozos de producción de petróleo y gas; (ELABHWC, SBM, WCWLB, SELA, SLA)

- Regla de Fuente Indirecta Ferroviaria y Regla enmendada 1148.1 aprobada por la Junta de Gobierno en agosto del 2024

Projected Emission Reductions in the 5th and 10th Year of CERP Implementation in Tons per Year (tpy) from Mobile Source Incentive Projects and Statewide Control Measures

Reducciones de Emisiones Proyectadas en el 5^{to} y 10^{mo} año de Implementación del CERP en toneladas por año (tpa) de Proyectos de Incentivo de Fuentes Móviles y Medidas de Control Estatales

Community <i>Comunidad</i>	Total Mobile Source Incentives Approved* (millions of dollars) <i>Total de incentivos de Fuentes Móviles aprobados* (millones de dólares)</i>	NOx (tpy/ <i>tpa</i>)		DPM (tpy/ <i>tpa</i>)	
		5 th year <i>5^{to} año</i>	10 th year <i>10^{mo} año</i>	5 th year <i>5^{to} año</i>	10 th year <i>10^{mo} año</i>
ELABHWC	\$82.9	197	530	2.0	3.3
SBM	\$10.1	119	200	1.5	2.0
WCWLB	\$117.8	970	2271	21.9	38.5
ECV	\$37.1	263	337	12.0	12.2
SELA	\$8.4	196	446	1.1	3.4
SLA	\$4.2	156	342	2.5	6.3

*Mobile source incentive projects approved by South Coast AQMD Governing Board

**Proyectos de incentivos de fuentes móviles aprobados por la Junta Directiva de South Coast AQMD*

Key Community Input

Sugerencias Destacadas de la Comunidad

Outreach and Engagement	Collaboration and Providing Additional Opportunities
<ul style="list-style-type: none">• Enhance targeted outreach to independent truck owner-operators about available incentive programs for cleaner trucks• Increase involvement in town hall meetings and schools• Increase in-person engagement and recruitment of new participants• Continue enforcement with CSC coordination• Allow more time for RFP applications• Include CSC input in permit application review• Continue outreach through text and multilingual media	<ul style="list-style-type: none">• Identify additional opportunities and/or funding for air filtration systems, tree planting and air monitoring• Develop an inter-agency task force and collaborate with local agencies• Coordinate discussions among CSC members and other agencies• Provide additional opportunities for inter-CSC collaboration, adopted rules updates, and incorporating community driven data
<i>Formas de mejorar el alcance y la participación</i>	<i>Colaboración y provisión de oportunidades adicionales</i>
<ul style="list-style-type: none">• <i>Alcance dirigido a propietarios-operadores de camiones independientes sobre los programas de incentivos disponibles para camiones más limpios</i>• <i>Aumentar la participación en reuniones del ayuntamiento y escuelas</i>• <i>Más reuniones presenciales y captación de nuevos participantes</i>• <i>Continuar la aplicación de la ley con seguimiento</i>• <i>Permitir más tiempo para las solicitudes de RFP</i>• <i>Incluir a los miembros del CSC para la revisión de la solicitud de permiso</i>• <i>Continuar la divulgación como texto y opciones multilingües</i>	<ul style="list-style-type: none">• <i>Identificar oportunidades adicionales y/o financiamiento para sistemas de filtración de aire, plantación de árboles y monitoreo del aire</i>• <i>Establecer un grupo de trabajo interinstitucional y colaborar con las agencias locales</i>• <i>Más talleres con miembros de los CSCs y otras agencias</i>• <i>Proveer oportunidades adicionales para la colaboración entre los CSCs y la incorporación de datos impulsados por la comunidad</i>

Future CERP Implementation Efforts

Actividades para la Futura Implementación de los CERPs



Truck Routes

- Obtain CSC input on neighborhood streets and corridors of concern for truck traffic
- Encourage agencies to implement truck restrictions per CSC recommendations

Rutas de camiones

- Obtener aportes del CSC sobre las calles de los vecindarios y los corredores de interés con respecto al tráfico de camiones
- Alentar a las agencias a implementar restricciones de camiones según las recomendaciones del CSC



Green Spaces

- Continue to collaborate with green space partners to provide funding for trees
- Identify additional opportunities for green spaces, such as residential tree planting

Espacios verdes

- Continuar colaborando con socios de espacios verdes para proporcionar financiamiento para árboles
- Identificar oportunidades adicionales para espacios verdes, como la plantación de árboles residenciales



School Air Filtration

- Public School Air Filtration Program open for applications
- Outreach to and work with relevant school districts to apply

Filtración de aire escolar

- Programa de Filtración de Aire de Escuelas Públicas abierto para solicitudes
- Alcance a y trabajo con los distritos escolares pertinentes para presentar la solicitud



Emission Reductions

- Pursue emission reductions from commercial marine port sources
- Continue rule development for Proposed Rule (PR) 1435 – Metal Heating Operations and PR 1445 – Laser and Plasma Arc Metal Cutting

Reducción de emisiones

- Reducir las emisiones de fuentes en puertos marítimos comerciales
- Continuar el desarrollo de reglas para la Regla Propuesta (PR) PR 1435 – Operaciones de calentamiento de metales y PR 1445 – Corte de metales con arco de plasma y láser

Next Steps for APR

Próximos Pasos para el APR

Final APR Package to **South Coast AQMD Governing Board**
November 1, 2024
Paquete Final del APR prestando a la Junta Directiva de South Coast AQMD
1 de noviembre del 2024

APR Package
Submittal to **CARB staff**
Mid-November 2024
Paquete APR
Presentación al personal de CARB
Mediados de noviembre del 2024

CARB staff presents APR Package
to **CARB Governing Board**
Spring / Summer 2025*
El personal de CARB presenta el Paquete del APR a la Junta Directiva de CARB
*Primavera/Verano del 2025**

***CARB Governing Board date is still to be determined**
La fecha de la reunión de la Junta del CARB aún está por determinarse