


# Using Interactive Tool Jamboard Guide For our AB 617 South LA Community Steering Committee Meeting

## What is Jamboard?

Jamboard is a Google Drive online interactive tool. It is a giant white think space or canvas that is dynamic. It can be used in any subject for everyone! It is accessible via the web through Google Drive, or by using the free mobile app for iOS and Android, even on Google Play-enabled Chromebooks.



**Jamboard is only accessible via web browser on your computer. It can also be downloaded to your smartphone or tablet.**


## How to download Jamboard?

Web access:

1. Open Jamboard within your Google account
2. Go to [google.jamboard.com](https://google.jamboard.com)

Tablet or smartphone access:

3. Go to your play store and search Jamboard
4. Install Jamboard on your phone or tablet.

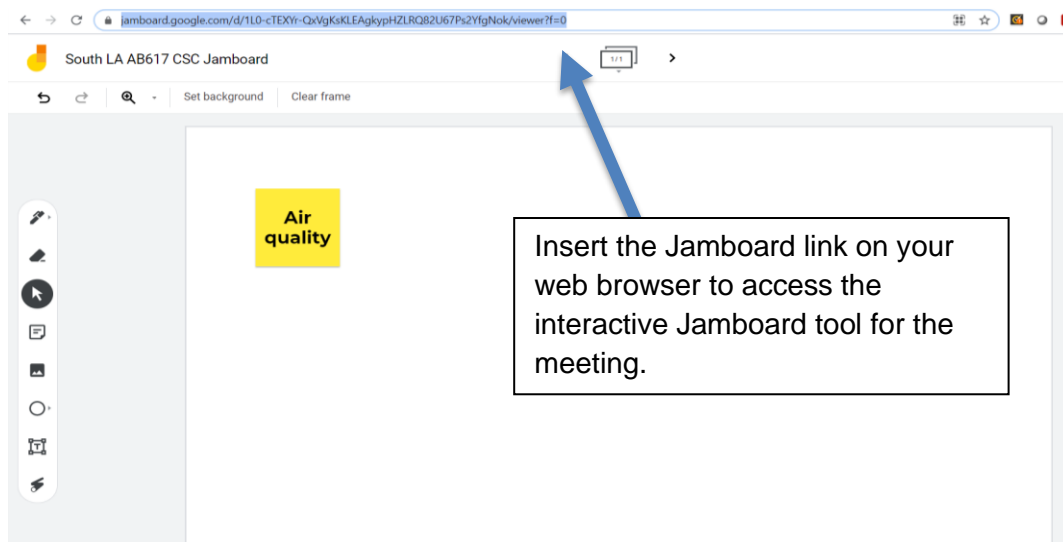


## How to access a Jamboard?

Jamboard is the perfect tool to facilitate meetings, communication, critical thinking, creativity, and collaboration. It allows for meeting participants to brainstorm, organize information, sketch notes, and create digital storytelling.

For computer web access to an online Jamboard:

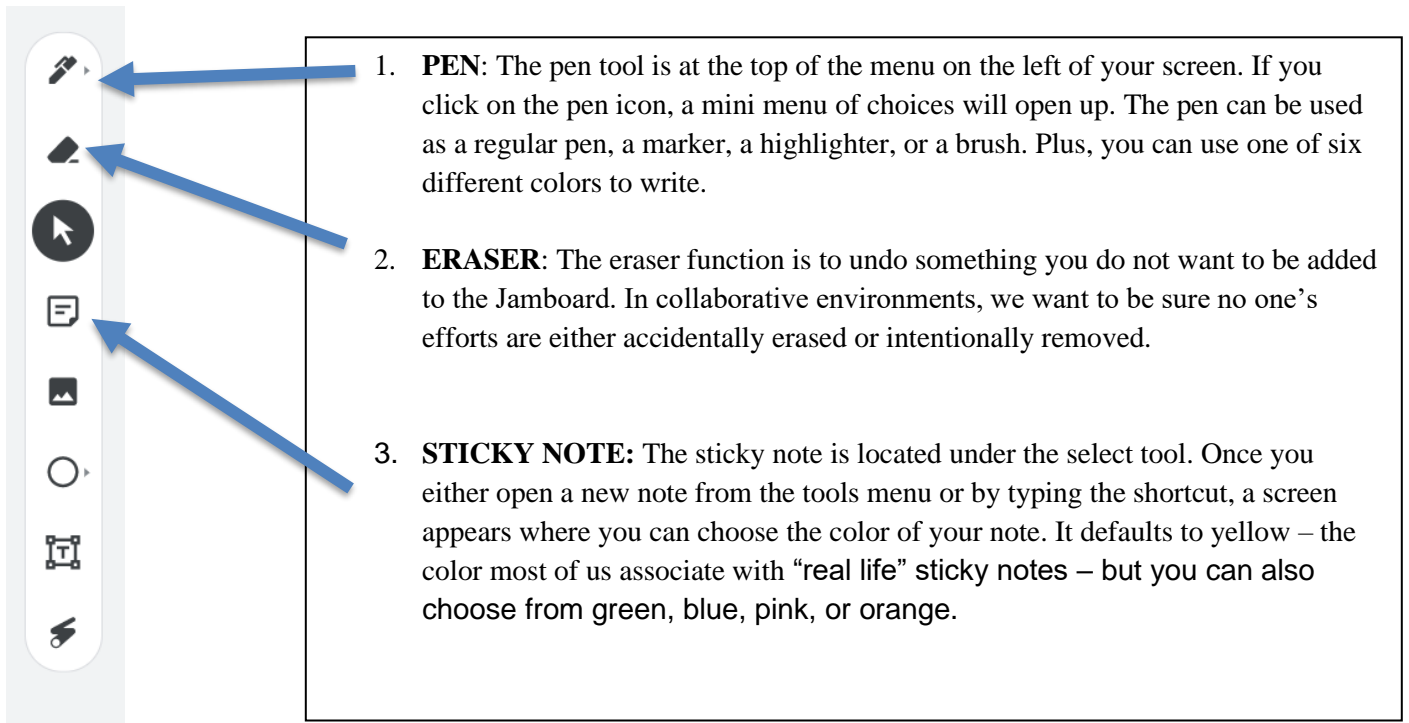
- Use the Jamboard link that a meeting facilitator will provide. The link will look like this: <https://jamboard.google.com/d/1L0-cTEXYr-QxVgKsKLEAgkypHZLRQ82U67Ps2YfgNok/viewer?f=0>
- Once you click the link, you will be directed to a Jamboard website where you can collaborate with all of the meeting participants.



## How to use Jamboard?

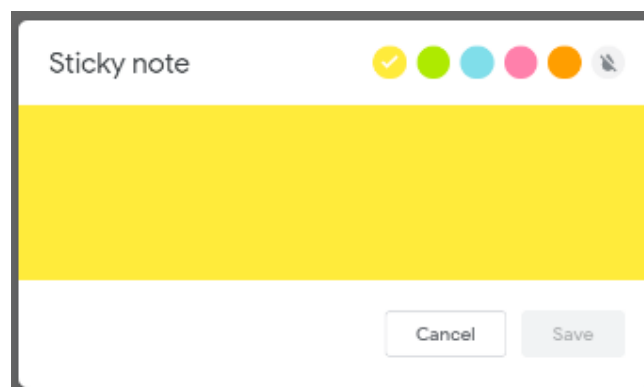
Within the Jamboard app, you will see the tools menu on the left-hand side of your screen. These tools will help you write, draw, create, and communicate within the app. And if you make a mistake, you can erase it, too!

**Tools we will use during our meeting (located on the left side of the board):**



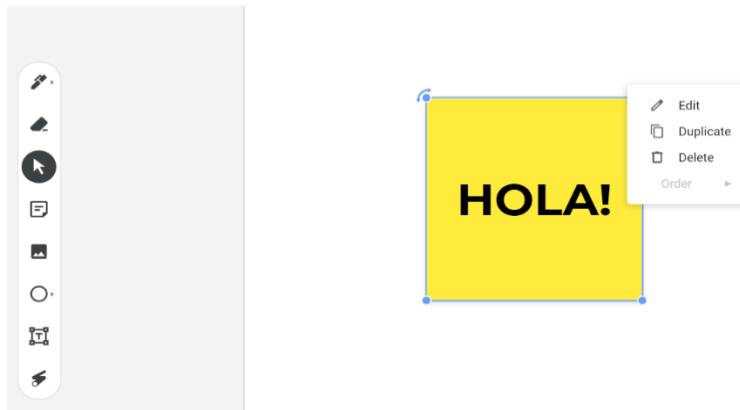
### More about how to use Sticky Notes:

After you create your note, you will see three grey dots appear in the top right corner if you click on it. Once you click on the dots, you have the option to edit the note, duplicate it, or delete it. These sticky notes are a great way to pop in with real-time feedback.



### Edit your Sticky Note:

You can edit to re-write your sticky note or fix types. You can duplicate your sticky note or delete it.



These are all the Jamboard features we will be using during our AB 617 South LA Community Steering Committee meeting.

If you are curious about other Jamboard features, see the video below:

[https://www.youtube.com/watch?v=GbytD\\_LNVNM](https://www.youtube.com/watch?v=GbytD_LNVNM)

En Español:

<https://www.youtube.com/watch?v=tkORMufUUtY>

For any questions or concerns, please contact:

Paula Torrado, Physicians for Social Responsibility- Los Angeles

[ptorrado@psr-la.org](mailto:ptorrado@psr-la.org)

832-935-2798