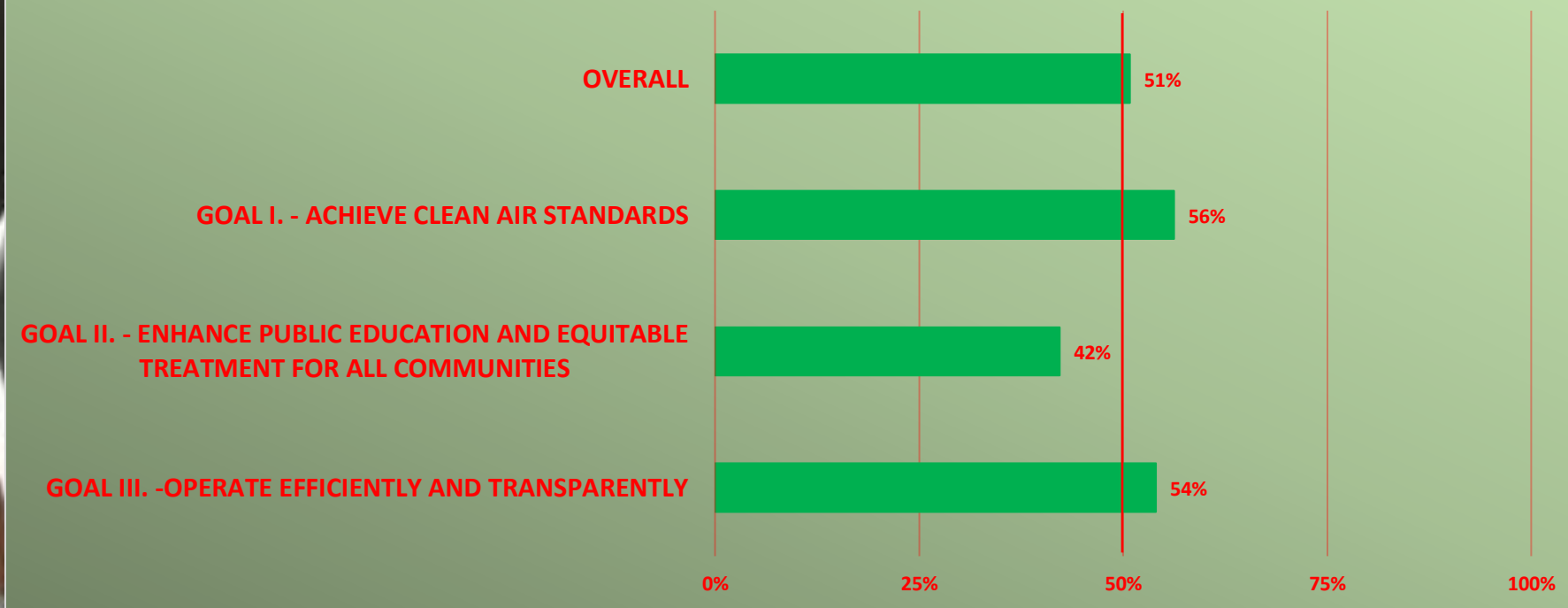
A close-up view of a car's digital dashboard. The central speedometer shows 0 mph. To the left, there's a small image of a tree and text: "The E.N.D. (The Energy Never Dies)", "The Black Eye Fear", and "E:30". To the right, there's a fuel gauge showing 236 and a battery level indicator showing 128. The text "W/10/2019" and "Fuel 15 miles" is visible at the top right. The dashboard is framed by a black steering wheel.

Goals & Priority Objectives
FY 2019/20 – 2nd Quarter
Dashboard

| % of Completion | |
|-----------------|--------|
| 37.5% + | Green |
| 32.5% - 37.49% | Yellow |
| 25%-32.49% | Orange |
| 0%-24.99% | Red |

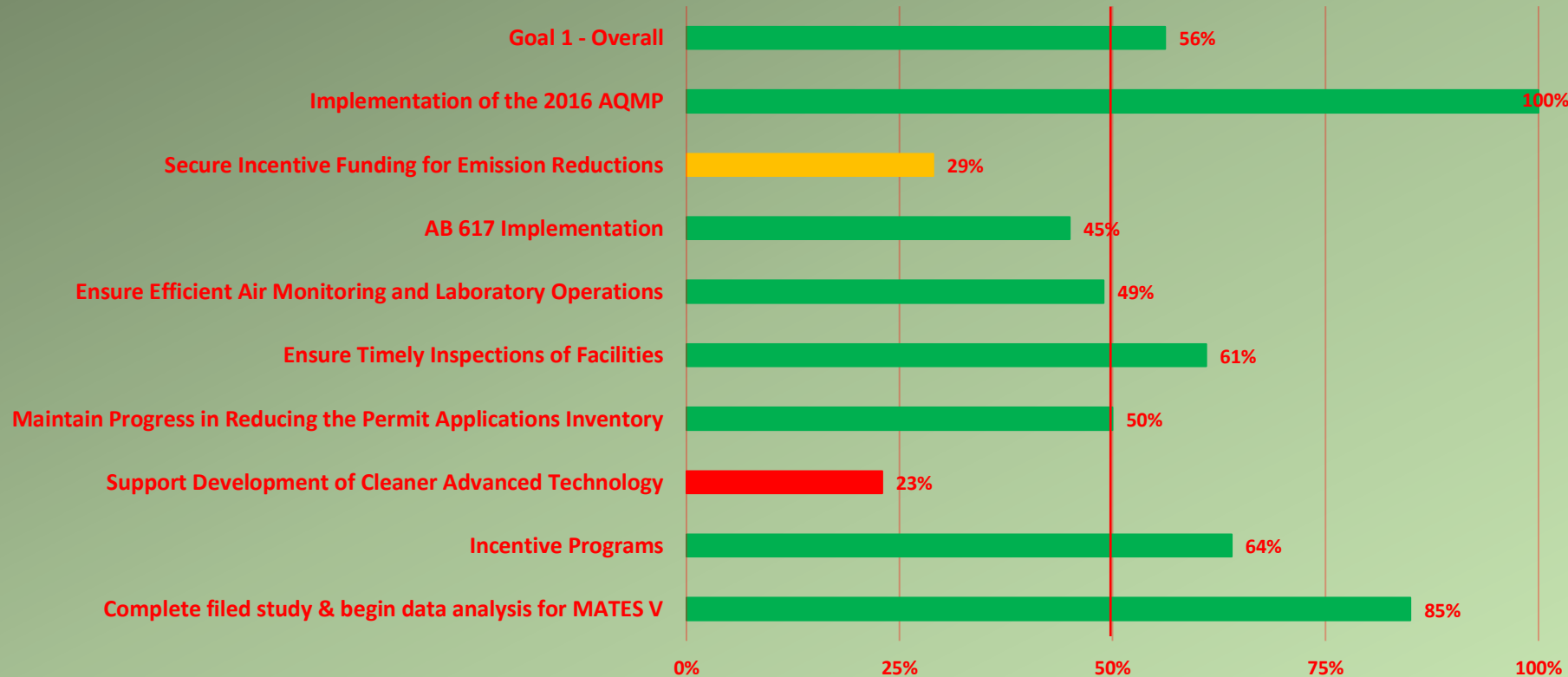
FY 2018-19 Goals & Priority Objectives

FY 2019-20 2nd Quarter



| % of Completion | |
|-----------------|--------|
| 37.5% + | Green |
| 32.5% - 37.49% | Yellow |
| 25%-32.49% | Orange |
| 0%-24.99% | Red |

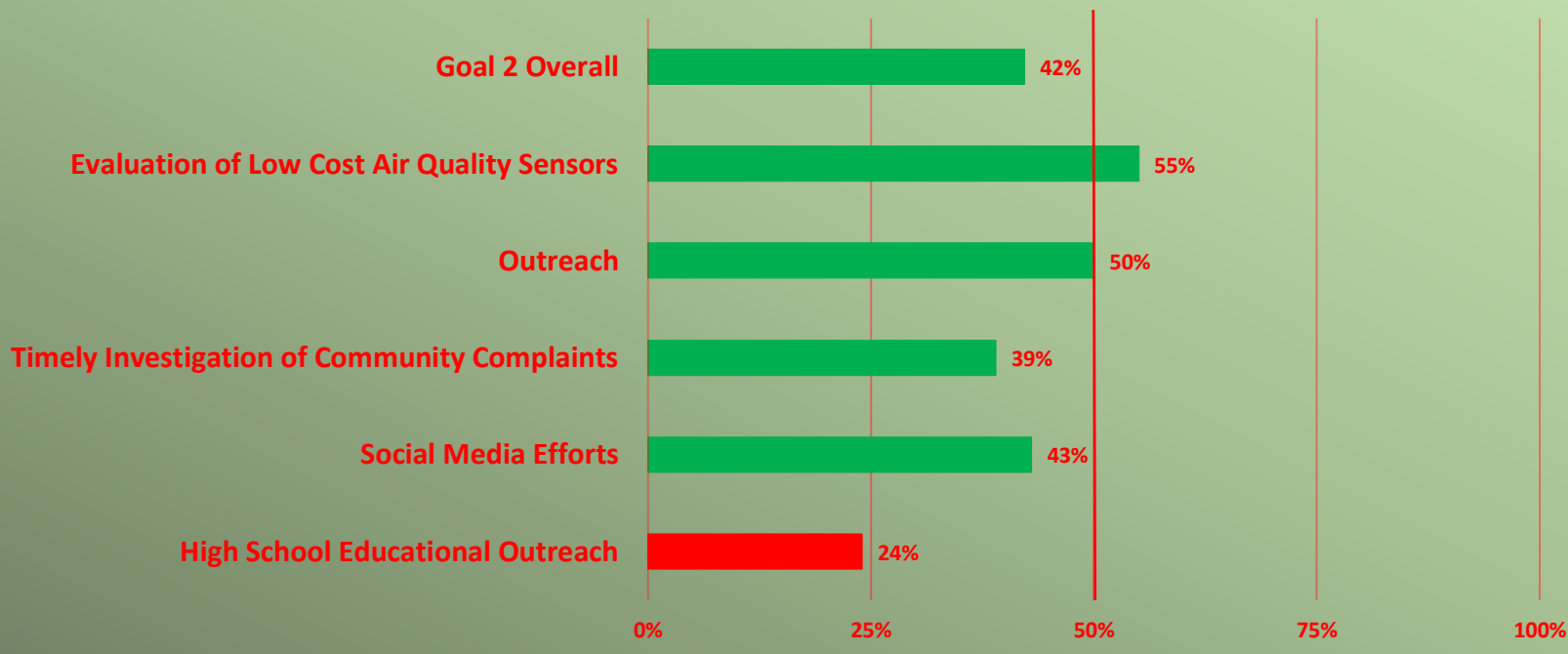
GOAL I. ACHIEVE CLEAN AIR STANDARDS FY 2019-20 – 2nd Quarter



| % of Completion | |
|-----------------|--------|
| 37.5% + | Green |
| 32.5% - 37.49% | Yellow |
| 25% - 32.49% | Orange |
| 0% - 24.99% | Red |

GOAL II. - ENHANCE PUBLIC EDUCATION AND EQUITABLE TREATMENT FOR ALL COMMUNITIES

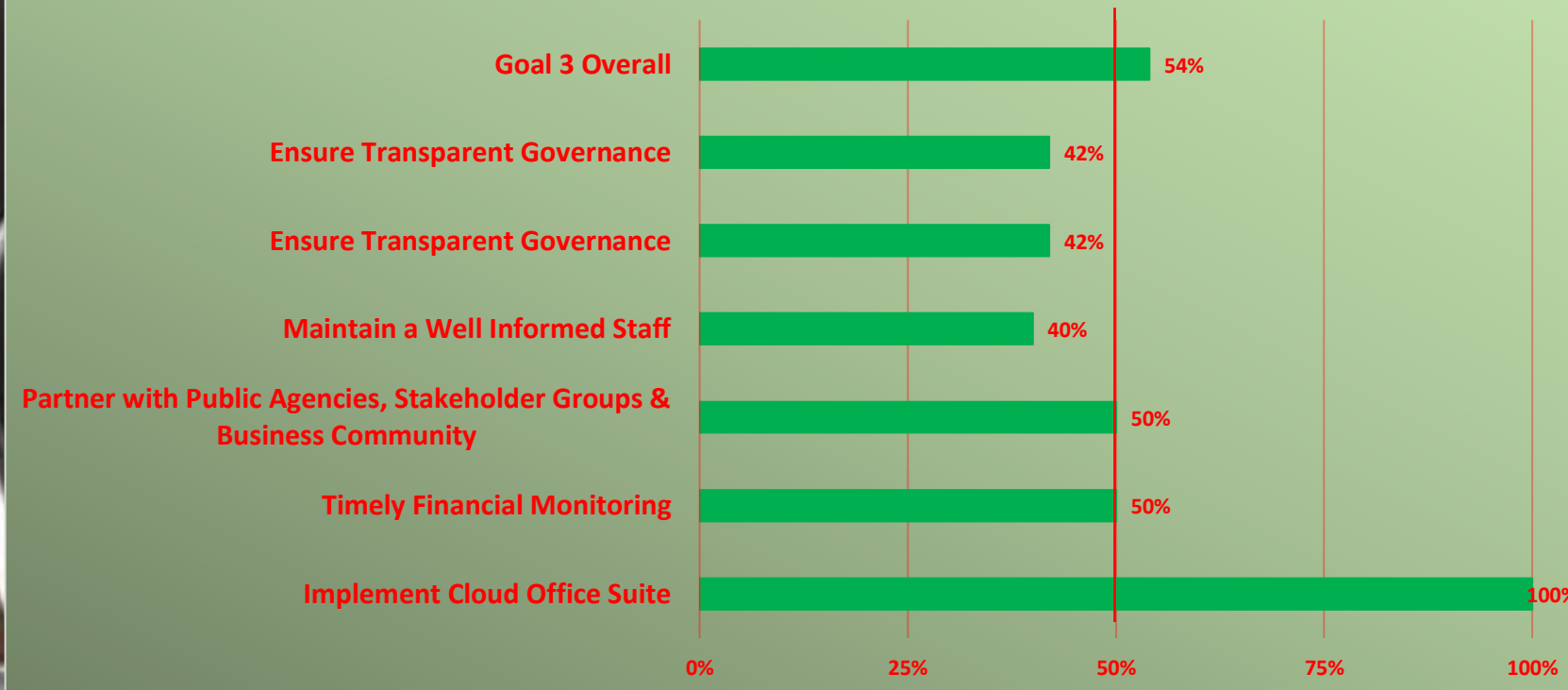
FY 2019-20 – 2nd Quarter



| % of Completion | |
|-----------------|--------|
| 37.5% + | Green |
| 32.5% - 37.49% | Yellow |
| 25%-32.49% | Orange |
| 0%-24.99% | Red |

GOAL III. OPERATE EFFICIENTLY AND TRANSPARENTLY

FY 2019-20 2nd Quarter



Goals & Priority Objectives

FY 2019-20

2nd Quarter Report

GOAL I. ACHIEVE CLEAN AIR STANDARDS

| Priority Objective | | Responsible Department | Performance Indicator | Performance Measurement | Quarter-to-Date Actual Performance | Y-T-D % Complete | Narrative of Actual Performance |
|--------------------|--|------------------------|--|---|---|------------------|---|
| 1 | Implementation of the 2016 AQMP | PRA | Adherence to adoption and implementation schedules for rules, working groups, assessments and programs as adopted in the 2016 AQMP. | Complete 6 rule adoptions and/or actions that result in achievements towards AQMP emissions reductions. | 7 rule adoptions/ amendments for the fiscal year. | 100% | Staff continued ongoing rule development for RECLAIM landing rules and development of new/amended rules with working group meetings, committee meetings and discussions with stakeholders. New rules for facility based measures for warehouses and new development continue to be discussed in working group meetings. |
| 2 | Secure Incentive Funding for Emissions Reduction | EO/LPAM/STA | Dollar amount of new funding sources for pollution reduction projects. | Secure \$300 Million of new funding sources. | \$86M secured through Q2. | 29% | Secured incentive funding of \$245 million statewide for air districts, likely to be about \$86 million for the SCAQMD. |
| 3 | AB 617 Implementation in Communities | PRA/STA | Conduct air monitoring and implement Community Emission Reduction Plans for each of the three Year 1 communities, and conduct outreach to develop recommendations for Year 2 communities | Complete the development and begin implementation of the Community Emission Reduction Plans for each of the three Year 1 communities. Complete the first year of air monitoring for each of the three Year 1 communities. | 45% | 45% | Board adopted 3 CERPS for Year 1 communities. Staff submitted the 3 CERPS for Year 1 communities to CARB for approval. CARB approved the recommended Year 2 communities (80%). CERP implementation has begun in all 3 Year 1 communities (100%). First year of monitoring in Year 1 communities about 35% complete. |

**Goals & Priority Objectives
FY 2019-20
2nd Quarter Report**

GOAL I. ACHIEVE CLEAN AIR STANDARDS (cont.)

| Priority Objective | | Responsible Department | Performance Indicator | Performance Measurement | Quarter-to-Date Actual Performance | Y-T-D % Complete | Narrative of Actual Performance |
|--------------------|---|------------------------|---|--|---|------------------|---|
| 4 | Ensure Efficient Air Monitoring and Laboratory Operations | STA | Achieve acceptable completion of valid data points out of the scheduled measurements in the South Coast AQMD air monitoring network for NAAQS pollutant before U.S. EPA deadline. | Achieve acceptable valid data completion submitted to U.S. EPA before deadline. | 97% valid data points. | 49% | Completed and submitted over 186,425 valid criteria pollutant data points for the first quarter FY 2019-20 before the December 31, 2019 deadline. This represents 97% of the scheduled measurements from July 1 through September 30, 2019. |
| 5 | Ensure Timely Inspections of Facilities | C&E | Total number of Title V Inspections completed annually. | Complete 100% Title V Inspections | Completed 233 Title V inspections through Q2. | 61% | 233 out of 377 Title V facilities inspections have been completed through Q2. |
| 6 | Maintain progress in reducing the permit applications inventory | E&P | Number of pending permit applications. | Maintain pending permit applications inventory excluding Permits to Construct issued and RECLAIM transition applications at or near 3,000. | 2,405 pending permit applications at the end of Q2. | 50% | Pending applications excluding Permits to Construct and RECLAIM transition applications at the end of Q2 was at 2,405. |
| 7 | Support Development of Cleaner Advanced Technology | STA | Amount of Clean Fuels Program projects funded. | Fund \$10 Million of Clean Fuels program projects with a 1:4 leveraging ratio. | \$2.3M funding from the Clean Fuels fund. | 23% | \$2,271,365 in Clean Fuels funds leveraged with 1:14 ratio for total project costs of \$30,978,670 |

**Goals & Priority Objectives
FY 2019-20
2nd Quarter Report**

GOAL I. ACHIEVE CLEAN AIR STANDARDS (cont.)

| Priority Objective | | Responsible Department | Performance Indicator | Performance Measurement | Quarter-to-Date Actual Performance | Y-T-D % Complete | Narrative of Actual Performance |
|--------------------|---|------------------------|--|---|--|------------------|--|
| 8 | Incentive Programs | PRA/STA | % of grant money executed in contracts. | 50% of grant money contracted within six months after receipt of funds. | 64.3% contracted within 6 months. | 64% | The contracts are a result of AB 617 incentives and increased funding for Moyer through AB 1274. |
| 9 | Complete field study and begin data analysis for the fifth Multiple Air Toxics Exposure Study | PRA/STA | Conduct monitoring and updates to emissions inventory for the evaluation of air toxics health impacts. | Finalize data for fixed-site monitoring at 10 sites, continue updating the emissions inventory, and complete deployment of 5 different advanced monitoring methods. | Field measurements and sample analysis at 100% complete, data validation at 85% complete. Emissions inventory at 85% complete, and modeling at 50% complete. | 85% | All field samples have been analyzed and 85% of the data is finalized. All continuous measurements and PM data have been validated and are ready for use. With the exception of the optical tent (which will be installed at Phillips 66 Wilmington early in 2020), 4 of the 5 advanced monitoring methods have been deployed. Modeling-ready emissions inventory has been developed for the estimation of cancer risk. Improved meteorological simulation model has been developed, and preliminary chemical transport modeling of diesel PM and metals has been conducted. |

**Goals & Priority Objectives
2nd Quarter Report**

GOAL II. - ENHANCE PUBLIC EDUCATION AND EQUITABLE TREATMENT FOR ALL COMMUNITIES

| Priority Objective | | Responsible Department | Performance Indicator | Performance Measurement | Quarter-to-Date Actual Performance | Y-T-D % Complete | Narrative of Actual Performance |
|--------------------|--|------------------------|--|--|---|------------------|---|
| 1 | Evaluation of Low Cost Air Quality Sensors | STA | Evaluation and posting of results of low cost air quality sensors that have reached the market. | Evaluate and post results of 75% of sensors that have reached the market. | 85% evaluated and posted online. | 55% | The AQ-SPEC program has evaluated 77 sensors since its inception and 100% of the field and laboratory reports are posted online |
| 2 | Outreach | LPAM | Number of large community outreach events conducted in each County and effective information distribution for major incidents. | Conduct 4 large community outreach events, including 1 in each County. Develop and implement SOPs to provide information to the public as quickly and accurately as possible | Conducted 2 large community outreach events. | 50% | Held the 5th Annual Environmental Justice Community Partnership Conference (Building Alliances and Progressive Solutions) in Los Angeles and a Community Faith Based Discussion event at the Delhi Center in Santa Ana. . |
| 3 | Timely Investigation of Community Complaints | C&E | Initiate complaint investigation within 2 hours of complaint receipt. | During normal South Coast AQMD business hours, contact 90% of complainants within 2 hours of complaint receipt. | 78% of complaints during normal business hours contacted within 2 hours. | 39% | Initiation of complaint investigations were within two hours for 2,481 out of 3,163 complaints. |
| 4 | Social Media Efforts | LPAM | Percentage increase in number of social media followers. | 30% increase in social media followers. | An 5.7% increase on Facebook, 14.6% increase on Twitter, and a 33.3% increase on Instagram. | 43% | The number of social media followers increased as listed: Facebook from 3,551 to 3,755; Twitter from 5,319 to 6,098; and Instagram from 660 to 880. |

**Goals & Priority Objectives
FY 2019-20
2nd Quarter Report**

GOAL II. - ENHANCE PUBLIC EDUCATION AND EQUITABLE TREATMENT FOR ALL COMMUNITIES (cont.)

| Priority Objective | | Responsible Department | Performance Indicator | Performance Measurement | Quarter-to-Date Actual Performance | Y-T-D % Complete | Narrative of Actual Performance |
|--------------------|----------------------------------|------------------------|---|--|-------------------------------------|------------------|--|
| 5 | High School Educational Outreach | LPAM | Number of high schools participating in the air quality education program in environmental justice communities. | Outreach and conduct air quality education program in 100 high schools throughout the 4 Counties in environmental justice communities. | 98 schools confirmed and 2 pending. | 24% | Outreach conducted in all four counties focused on high schools in EJ communities. 98 schools confirmed to participate with 2 pending. Staff training completed. |

Goals & Priority Objectives
FY 2019-20
2nd Quarter Report

GOAL III. - OPERATE EFFICIENTLY AND TRANSPARENTLY

| Priority Objective | | Responsible Department | Performance Indicator | Performance Measurement | Quarter-to-Date Actual Performance | Y-T-D % Complete | Narrative of Actual Performance |
|--------------------|--|------------------------|--|--|---|------------------|---|
| 1 | Ensure Transparent Governance | ALL | Percentage of Committee and Board meeting agendas with materials made available to the public one week prior to the meeting. | 100% of Committee and Board meeting agendas with materials made available to the public one week prior to the meeting. | 89% were submitted on time in Q2. | 42% | Fifteen of eighteen Committee and Board meeting agendas were provided seven days before the meeting. One meeting did not meet the goal due to being a special meeting and two meetings had revised materials provided four days in advance. |
| 2 | Ensure Transparent Governance | ALL | Percentage of Stakeholder and Working Group meeting agendas with materials made available prior to the meeting. | 100% of Stakeholder and Working Group meeting agendas with materials made available to the public three days prior to the meeting. | 83% have been submitted on time through Q2. | 42% | 49 out of the 59 working group meetings reached the performance measure through Q2. |
| 3 | Maintain a Well Informed Staff | EO | Number of all staff information sessions offered and conducted. | Offer and conduct 10 information sessions/training for all staff. | 4 meetings have been conducted. | 40% | Conducted 3 all-hands lunch and learn sessions and 1 all-hands staff meeting. |
| 4 | Partner with Public Agencies, Stakeholder Groups, & Business Community | E&P | Number of meetings with Permit Streamlining Task Force subcommittee and stakeholders. | Conduct 2 meetings of the Permit Streamlining Task Force subcommittee and stakeholders. | Conducted 1 of the 2 meetings. | 50% | Held 1 meeting in Q2. |

**Goals & Priority Objectives
FY 2019-20
2nd Quarter Report**

GOAL III. - OPERATE EFFICIENTLY AND TRANSPARENTLY (Cont.)

| Priority Objective | | Responsible Department | Performance Indicator | Performance Measurement | Quarter-to-Date Actual Performance | Y-T-D % Complete | Narrative of Actual Performance |
|--------------------|------------------------------|------------------------|--|--|---|------------------|---|
| 6 | Timely Financial Monitoring | FIN | Timely budgetary financial reporting. | Submit quarterly budgetary financial reports to the Board within 6 working days of the end of the quarter. | Q1 and Q2 reports were submitted on time. | 50% | The Q2 budgetary financial report was submitted 4 working days after quarter end. |
| 7 | Implement Cloud Office Suite | IM | Percentage of staff migrated to a particular cloud office service. | Migrate 100% of staff to cloud office email service. | 100% | 100% | All staff email mail boxes were migrated to Microsoft Office 365 Cloud. |