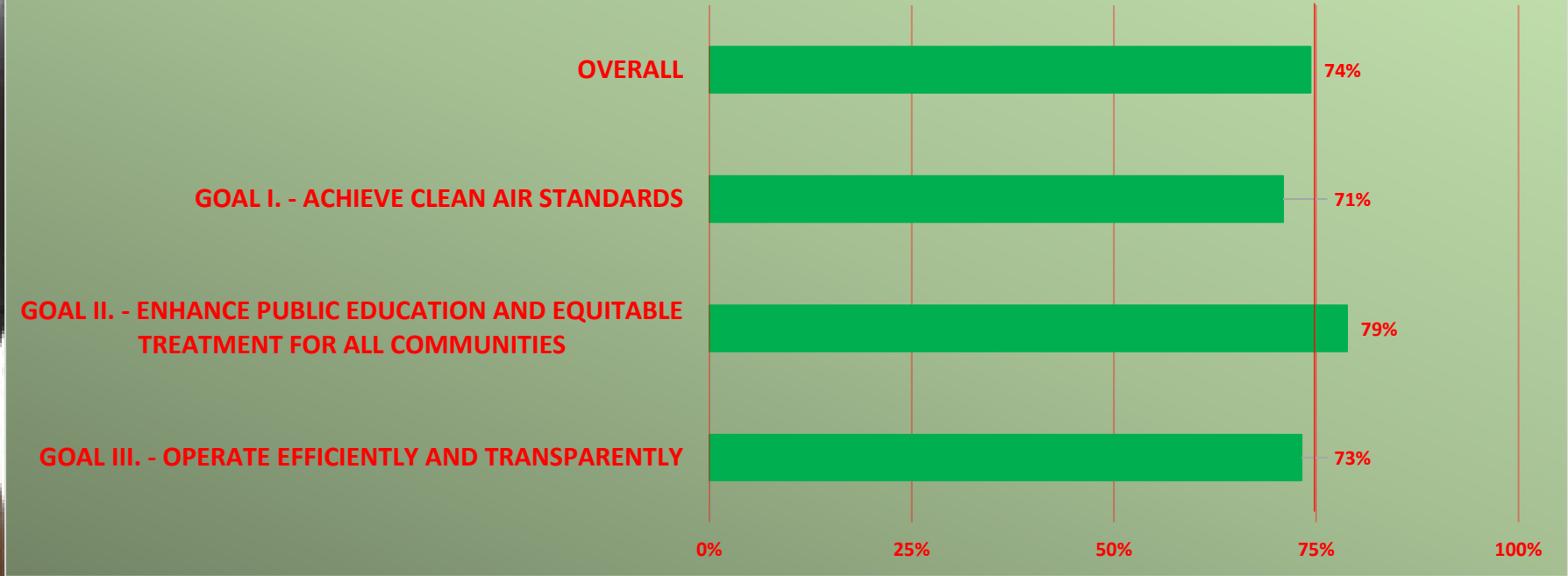


Goals & Priority Objectives FY 2020-21 – 3rd Quarter Dashboard

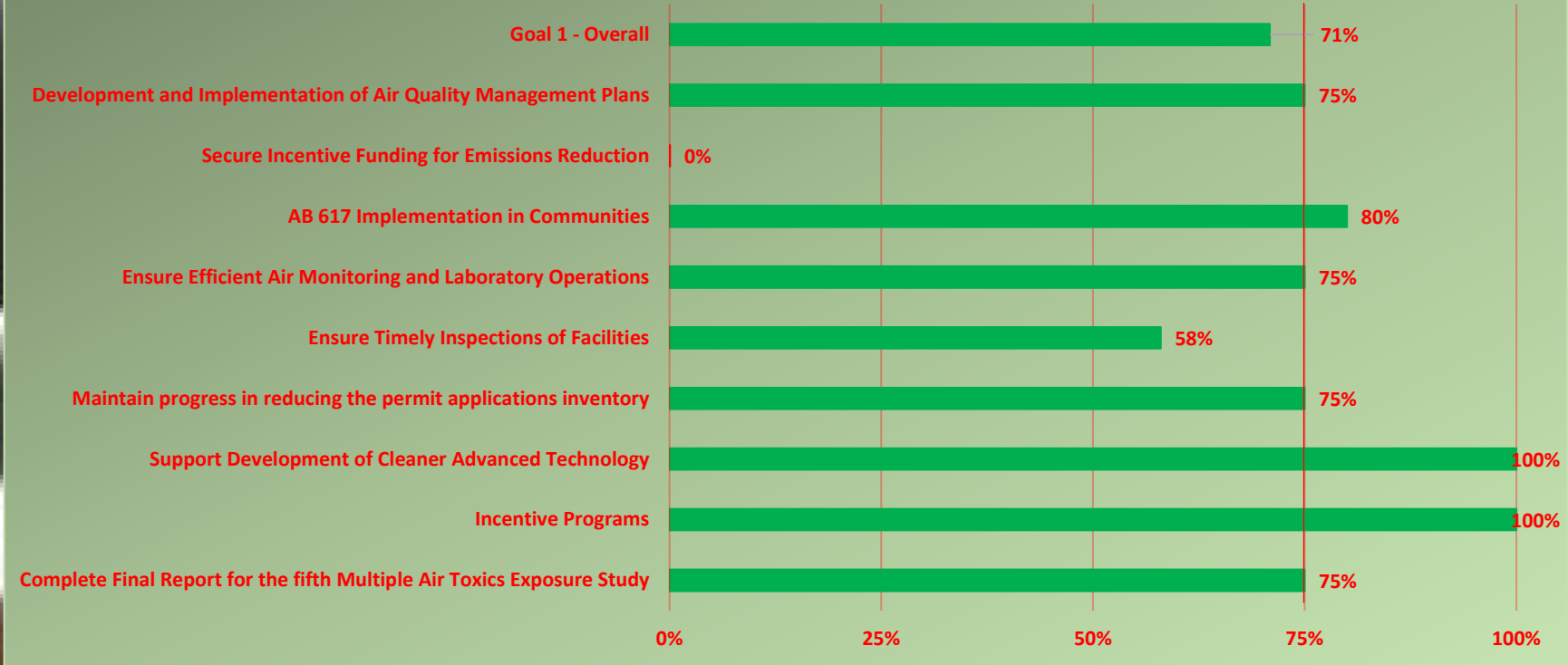
% of Completion	
56.25% +	Green
48.75% - 56.24%	Yellow
37.5% - 48.74%	Orange
0% - 37.49%	Red

FY 2020-21 GOALS & PRIORITY OBJECTIVES 3rd Quarter



% of Completion	
56.25% +	Green
48.75% - 56.24%	Yellow
37.5%-48.74%	Orange
0%-37.49%	Red

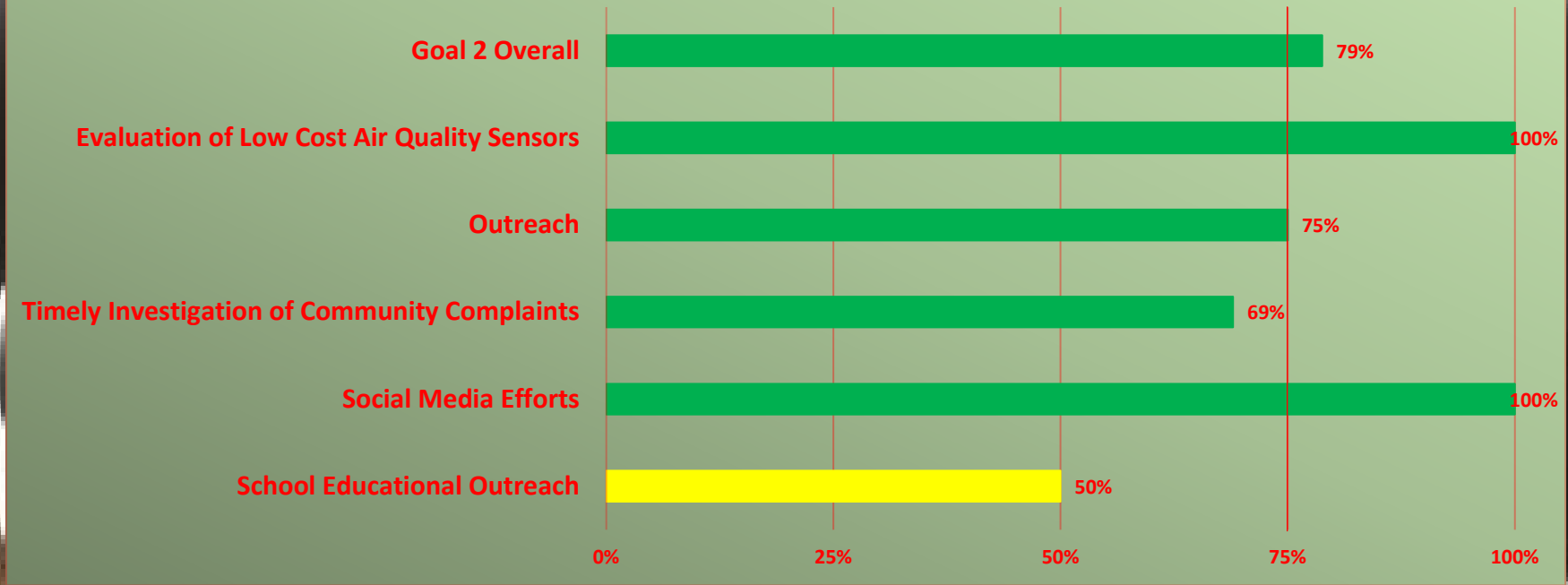
**GOAL I. ACHIEVE CLEAN AIR STANDARDS
FY 2020-21 – 3rd Quarter**



% of Completion	
56.25% +	Green
48.75% - 56.24%	Yellow
37.5% - 48.74%	Orange
0% - 37.49%	Red

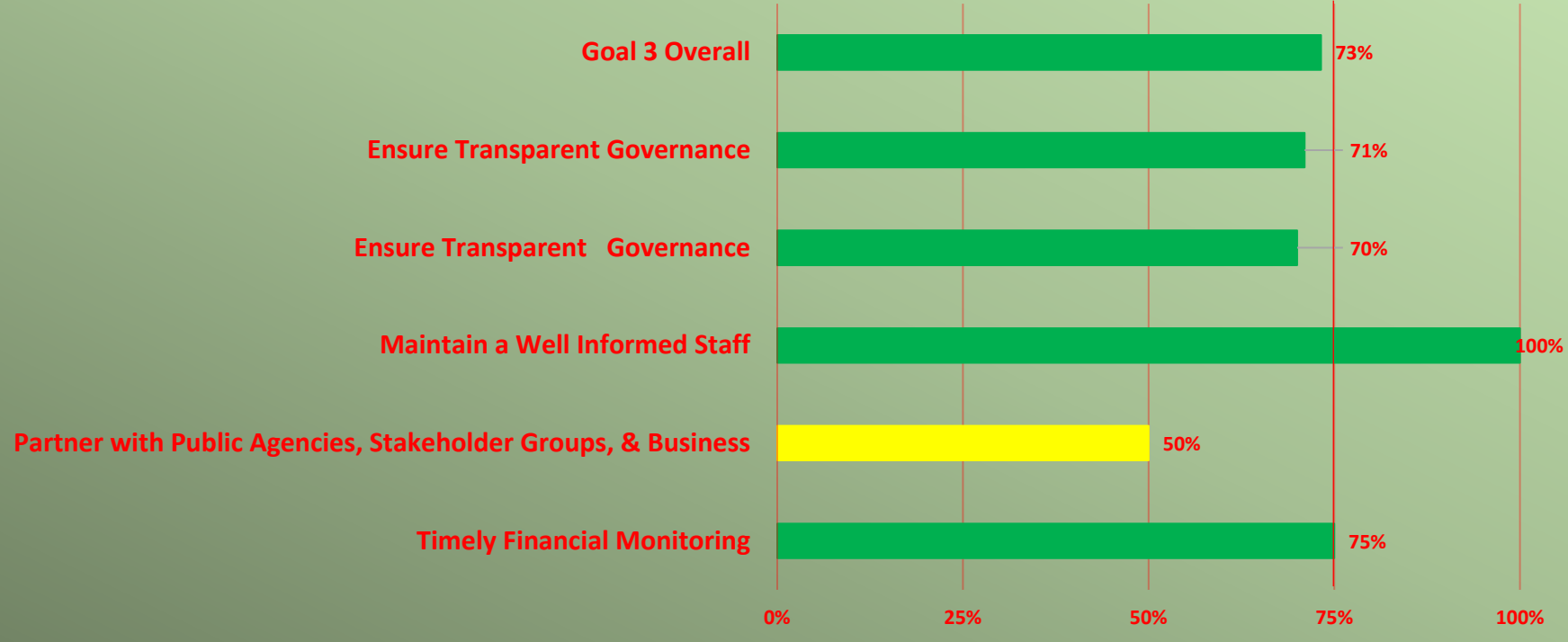
GOAL II. - ENHANCE PUBLIC EDUCATION AND EQUITABLE TREATMENT FOR ALL COMMUNITIES

FY 2020-21 – 3rd Quarter



% of Completion	
56.25% +	Green
48.75% - 56.24%	Yellow
37.5% - 48.74%	Orange
0% - 37.49%	Red

**GOAL III. OPERATE EFFICIENTLY AND TRANSPARENTLY
FY 2020-21 3rd Quarter**



Goals & Priority Objectives

FY 2020-21

3rd Quarter Report

GOAL I. ACHIEVE CLEAN AIR STANDARDS

Priority Objective		Responsible Department	Performance Indicator	Performance Measurement	Year-to-Date Actual Performance	Y-T-D % Complete	Narrative of Actual Performance
1	Development and Implementation of Air Quality Management Plans	PRA	Adherence to development, adoption and implementation schedules for rules related to Air Quality Management Plans.	Complete six rule adoptions and/or actions that result in achievements towards 2016 AQMP emissions reductions. Hold at least four AQMP advisory group meetings for 2022 AQMP development.	12 - rule adoptions/ amendments; Two Attainment Plans & Two AQMP Advisory Group meetings	75%	Staff continued ongoing rule development for BARCT and RECLAIM landing rules. Staff continued ongoing development of new/amended rules with working group meetings, committee meetings and discussions with stakeholders. New rules for facility-based measures continue to be discussed in working group meetings.
2	Secure Incentive Funding for Emissions Reduction	EO/LPAM/STA	Dollar amount of new funding sources for pollution reduction projects.	Secure \$250 Million of new funding sources.	\$0 secured through Q3.	0%	Due to initial financial concerns caused by the pandemic, funding allocations were withheld by the State. It is expected that the Governor's May Revise Budget will include funding for air agencies.
3	AB 617 Implementation in Communities	PRA	Conduct air monitoring and implement emission reduction plans for each of the three Year-1 communities and develop air monitoring and emission reduction plans for the two new communities.	Implementation of air monitoring and emission reduction plans for three Year-1 communities and development of these documents for two new communities.	Three Year-1 communities - 100% complete. Two new communities - 60% complete.	80%	CARB approved the three CERPS for the 2018-designated communities and staff submitted the first annual progress report on these CERPs. Air monitoring and emission reduction plan implementation continues in the three 2018-designated communities. CERPs for the 2019-designated communities were submitted to CARB for approval. Work continues to develop CERP amendment for the Eastern Coachella Valley community.

**Goals & Priority Objectives
FY 2020-21
3rd Quarter Report**

GOAL I. ACHIEVE CLEAN AIR STANDARDS (cont.)

Priority Objective	Responsible Department	Performance Indicator	Performance Measurement	Year-to-Date Actual Performance	Y-T-D % Complete	Narrative of Actual Performance
4 Ensure Efficient Air Monitoring and Laboratory Operations	STA	Achieve acceptable completion of valid data points out of the scheduled measurements in the South Coast AQMD air monitoring network for NAAQS pollutant before U.S. EPA deadline.	Achieve acceptable valid data completion submitted to U.S. EPA before deadline.	96.6% valid data points	75%	Completed and submitted over 188,030 valid criteria pollutant data points for the third quarter of FY 2020-21 before the March 31, 2021 deadline. This represents 96.6% of the scheduled measurements from October 1 through December 31, 2020.
5 Ensure Timely Inspections of Facilities	C&E	Total number of Title V Inspections completed annually.	Complete 100% Title V Inspections.	Completed 208 inspections of Title V facilities.	58%	208 out of 361 Title V facilities have been inspected through Q3.
6 Maintain progress in reducing the permit applications inventory	E&P	Number of pending permit applications.	Maintain pending permit applications inventory excluding Permits to Construct issued and RECLAIM transition applications at or near 3,000.	2,514 pending permit applications at the end of Q3.	75%	Pending permit applications excluding Permits to Construct and RECLAIM transition applications at the end of Q3 was at 2,514.
7 Support Development of Cleaner Advanced Technology	STA	Amount of Clean Fuels Program projects funded.	Fund \$10 Million of Clean Fuels program projects with a 1:4 leveraging ratio.	Clean Fuels funds of \$4.2M committed with a total project costs of \$52.5M.	100%	Q3 Clean Fuels fund awarded \$540K for projects, which greatly exceeds the 1:4 leveraging ratio with total projects costs of \$4M.

**Goals & Priority Objectives
FY 2020-21
3rd Quarter Report**

GOAL I. ACHIEVE CLEAN AIR STANDARDS (cont.)

Priority Objective		Responsible Department	Performance Indicator	Performance Measurement	Year-to-Date Actual Performance	Y-T-D % Complete	Narrative of Actual Performance
8	Incentive Programs	STA	% of grant money executed in contracts	50% of grant money contracted within six months receipt of funds.	100% for Moyer Year 21; 38% for CAPP Year 2	100%	\$54.7M of \$97.2M (56%) of incentive grants have been encumbered/contracted within six month. Moyer Year 22 grant funds were received on 11/12/20, however Board approved awards in January 2021. Contracting for Moyer was delayed until Board approval of awards in January. CAPP Year 2 funds are taking longer to contract due to limited staffing resources.
9	Complete Final Report for the fifth Multiple Air Toxics Exposure Study	PRA/STA	Written report of fixed-site monitoring data, emission inventory and health risk modeling.	Written report of fixed-site monitoring data, emission inventory and health risk modeling.	Main MATES V report is being drafted and about 75% complete. The draft report is anticipated to be released April 2021 and finalized by August 2021.	75%	Main MATES V report is being drafted and anticipate the draft report to be released April 2021 and finalized by August 2021.

Goals & Priority Objectives

FY 2020-21

3rd Quarter Report

GOAL II. - ENHANCE PUBLIC EDUCATION AND EQUITABLE TREATMENT FOR ALL COMMUNITIES

Priority Objective	Responsible Department	Performance Indicator	Performance Measurement	Year-to-Date Actual Performance	Y-T-D % Complete	Narrative of Actual Performance
1 Evaluation of Low-Cost Air Quality Sensors	STA	Evaluation and posting of results of low-cost air quality sensors that have reached the market.	Evaluate and post results of 75% of sensors that have reached the market.	Completed evaluation and posting of results of 15 out of 15 sensors.	100%	AQ-SPEC has evaluated 158 sensors since its inception and 100% of the field and laboratory performance evaluation reports are posted online.
2 Outreach	LPAM	Number of large community outreach events conducted in each County and effective information distribution for South Coast AQMD programs that achieve clean air.	Conduct/participate in one large community outreach event per quarter, including one in each County starting six months after it is safe to have large gatherings. Develop and implement SOPs to provide information to the public as quickly and accurately as possible.	Conducted three large community events.	75%	In Q3 staff hosted two virtual events, including Martin Luther King, Jr. Day of Service (300 attendees), and Cesar Chavez Day of Remembrance (220 attendees). SOPs for outreach have been developed, including communications strategies (email, verbal, written, social media, media, and other), the updating and maintenance of stakeholder lists, and other methodologies.
3 Timely Investigation of Community Complaints	C&E	Initiate complaint investigation within two hours of complaint receipt.	During normal South Coast AQMD business hours, contact 90% of complainants within two hours of complaint receipt.	82% complaints contacted within two hours of complaint receipt.	69%	Initiation of complaint investigations were initiated within two hours of receipt for 3,319 out of 4,033 complaints.
4 Social Media Efforts	LPAM	Percentage increase in number of social media followers as well as increase audience engagement through impressions (views) of shared information via outreach on South Coast AQMD events, programs and major incidents. Contract with an outside consultant to form an internal committee to develop social media recommendations for Board approval.	15% to 20% increase in social media followers. Continue efforts to increase impressions and engagement on posts and/or campaigns with a monthly average goal of 2,400 Instagram impressions /8,000 Facebook impressions /48,000 Twitter impressions on posts. Present recommendations to the Board.	Total Views: Twitter: 4,843,500 Facebook: 446,475 Instagram: 439,925	100%	Performance upticks with Windblown Dust Advisories (1/17, 2/24, 3/8) and Bonita Fire Smoke Advisory (1/15). Facebook Live Streamed LPAM events: Martin Luther King, Jr. Day of Service, Inland Empire Faith Leaders Forum, and Cesar Chavez Day of Remembrance Facebook Live Streamed AB 617 meetings: 12

**Goals & Priority Objectives
FY 2020-21
3rd Quarter Report**

GOAL II. - ENHANCE PUBLIC EDUCATION AND EQUITABLE TREATMENT FOR ALL COMMUNITIES (cont.)

Priority Objective		Responsible Department	Performance Indicator	Performance Measurement	Year-to-Date Actual Performance	Y-T-D % Complete	Narrative of Actual Performance
5	School Educational Outreach	LPAM	Number of high schools participating in the air quality education program in environmental justice communities. Develop materials for other grade levels.	Provide curriculums to 100 high schools throughout the four Counties in environmental justice communities and teach at schools as requested when schools are back in session. Develop air quality teaching materials for schools.	256 high school classrooms and 106 middle school classrooms committed to participating in the WHAM Program. 45 Year 1 high school classrooms have committed. Completed 50 high school and 22 middle school implementations. Four of four middle school curriculum units have been drafted for internal review.	50%	256 high school classrooms and 106 middle school classrooms committed to participating in the WHAM Program. 45 Year 1 high school classrooms have committed. Completed 50 high school and 22 middle school implementations. Four of four middle school curriculum units have been drafted for internal review.

Goals & Priority Objectives
FY 2020-21
3rd Quarter Report

GOAL III. - OPERATE EFFICIENTLY AND TRANSPARENTLY

Priority Objective	Responsible Department	Performance Indicator	Performance Measurement	Year-to-Date Actual Performance	Y-T-D % Complete	Narrative of Actual Performance
1 Ensure Transparent Governance (Board & Committee)	GB	Percentage of Committee and Board meeting agendas with materials made available to the public one week prior to the meeting.	100% of Committee and Board meeting agendas with materials made available to the public one week prior to the meeting.	71% were submitted on time through Q3.	71%	36 of 38 Committee and Board meeting agendas were provided seven days before the meeting. Two meetings did not meet the goal due to having revised materials.
2 Ensure Transparent Governance (Stakeholder Meetings)	All	Percentage of Stakeholder and Working Group meeting agendas with materials made available prior to the meeting.	100% of Stakeholder and Working Group meeting agendas with materials made available to the public three days prior to the meeting	93% were submitted on time in Q3.	70%	112 out of the 120 working group meetings reached the performance measure through Q3.
3 Maintain a Well-Informed Staff	EO	Number of all staff information sessions offered and conducted.	Offer and conduct ten information sessions/training for all staff.	Seven meetings were held this quarter.	100%	Seven meetings/events were held this quarter; 11 meetings/events have been held this fiscal year.
4 Partner with Public Agencies, Stakeholder Groups, & Business	E&P	Number of meetings with Permit Streamlining Task Force subcommittee and stakeholders. Participate in a regional public health task force.	Conduct two meetings of the Permit Streamlining Task Force subcommittee and stakeholders. Participate in a regional public health task force.	One meeting held this fiscal year.	50%	Had one meeting with Stakeholders this fiscal year.
5 Timely Financial Monitoring	FIN	Timely budgetary financial reporting.	Submit quarterly budgetary financial reports to the Board within six working days of the end of the quarter for quarters 1-3. Submit the 4th quarter report within six working days of the end of July.	Q3 report was submitted within six working days from quarter end.	75%	Q3 report was submitted within six working days from quarter end.