

RULE 2305 – WAREHOUSE INDIRECT SOURCE RULE

ANNUAL WAIRE REPORT (AWR) REQUIREMENTS

WAIRE Compliance Training Video 10
South Coast Air Quality Management District

www.aqmd.gov/WAIRE



*The training videos are meant to provide warehouse operators and owners with further guidance on complying with [Rule 2305](#) and [Rule 316](#).
In any instance where an interpretation of requirements in this training video conflicts with the rules, the rule language takes precedence.

Released 02/2023

WHO IS REQUIRED TO SUBMIT AN AWR?

Warehouse operators must submit an AWR if they meet the following conditions:

1. Operate in a warehouse building greater than or equal to 100,000 sq. ft (indoor floor space),
2. Operate in a warehouse building at least 100,000 sq. ft that may be used for warehousing activities, and
3. Operate and lease at least 50,000 sq. ft of warehouse space that may be used for warehousing activities.*

**The square footage of warehousing activities is combined for multiple operators that are owned or controlled by a single parent company in the same building.*

AWR OVERVIEW

- AWRs due January 31st after each compliance period*
- Compliance period is the 12-month period during which an operator is required to earn WAIRE points
- Phase-in schedule based on warehouse size
- A new AWR must be submitted following each compliance period

Phase	Warehouse Size (Square Feet)	Annual WAIRE Report (AWR)	
		1st Compliance Period	1st Due Date**
1	≥250,000	January 1 to December 31, 2022	January 31, 2023
2	≥ 150,000 - <250,000	January 1 to December 31, 2023	January 31, 2024
3	≥100,000 - <150,000	January 1 to December 31, 2024	January 31, 2025

*Any extensions will be posted to the WAIRE Program Website: www.aqmd.gov/waire

** AWR is due the date the warehouse operator vacates the warehouse in the reported compliance period

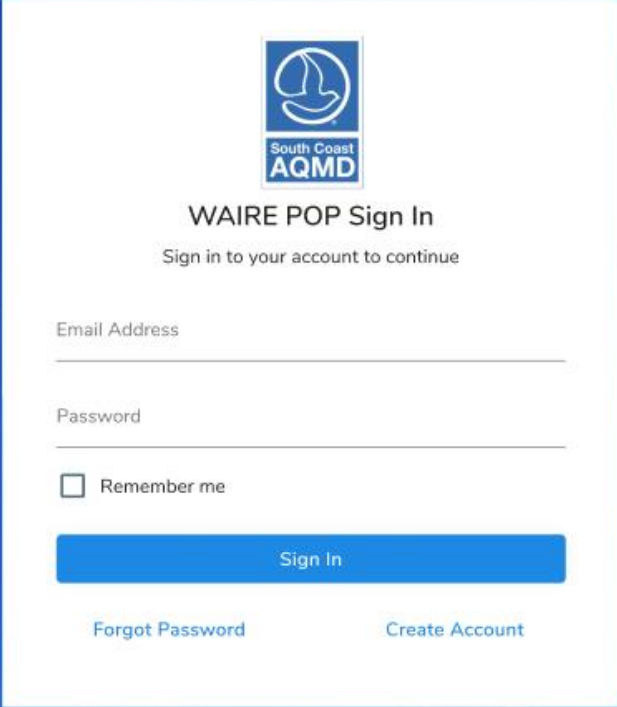
WAREHOUSE OWNERS (AND LAND OWNERS)


- Warehouse owners (facility or land owners) may "voluntarily" earn WAIRE Points
- An AWR is required by January 31st for any entity voluntarily earning WAIRE Points
 - Including Early Action AWRs*



*See [Training Video 3](#) and [Training Video 7](#), available on the WAIRE Program website, www.aqmd.gov/WAIRE

WAIRE PROGRAM ONLINE PORTAL (POP)




WAIRE POP Sign In
Sign in to your account to continue

Email Address

Password

Remember me

[Sign In](#)

[Forgot Password](#) [Create Account](#)

- AWRs must be submitted via the WAIRE Program Online Portal (POP)
- Accessible from the WAIRE Program Website: www.aqmd.gov/WAIRE
- Returning Users - Enter your email address and password
 - Use the same login as you used to file the Initial Site Information Report (ISIR)
- See Training Video I I for more guidance

AWR REQUIRED INFORMATION

Warehouse Facility Information

- Warehouse Size (in sq. ft.)
- Area that may be used for warehousing activities (in sq. ft.)
- Physical address of warehouse
- Square footage of leased or owned warehouse space

Warehouse Operator Information

- Legal name of operator
- Contact information (name, job title, address, email and phone number)

Other Information (if applicable)

- Duration of current lease term (start and end date)
- Indication if any information is business confidential

WAREHOUSE INFORMATION

- Section I of the AWR includes warehouse information
 - This section will include the information reported in the ISIR* or Warehouse Operations Notification (WON)**
- Check each screen for accuracy and update information if needed

*See [Training Videos 8](#) and [Training Video 9](#) for guidance on filing the ISIR

** See [Training Video 4](#), [Training Video 5](#), and [Training Video 6](#) regarding the WON

Add or Update the Warehouse *Fields with an Asterisk (*) are Required*

Operator Information

Listed below are the various contact details of your warehouse location. Enter or revise any field requiring update, then click the "Save" button. If no additions or update is required you may click the "Save" button proceed to the next section.

Warehouse Operation Name <i>(Business Name)</i> *		
<input type="text" value="John Doe Trucking Company"/>		
<small>Operator/Business Name is Required</small>		
Warehouse Location Name <i>(Display Name)</i>	Job Title of Contact Person *	
<input type="text" value="Warehouse #1"/>	<input type="text" value="Operations Manager"/>	
	<small>Job Title is Required</small>	
First name of Contact Person *	Last name of Contact Person *	
<input type="text" value="John"/>	<input type="text" value="Doe"/>	
<small>Contact First Name is Required</small>	<small>Contact Last Name is Required</small>	

Warehouse Operation Contact Information

Address Number *	Number Suffix	Building / Unit / Suite Number	
<input type="text" value="123456"/>	<input type="text" value="ABC"/>	<input type="text" value="Suite 100"/>	
<small>Address/Street Name is Required</small>			
Street Direction	Street Name *	Street Suffix	
<input type="text" value="Select"/>	<input type="text" value="Main"/>	<input type="text" value="Street"/>	
	<small>Street Name is Required</small>		
City *	County	State *	Zip Code *
<input type="text" value=""/>	<input type="text" value=""/>	<input type="text" value=""/>	<input type="text" value=""/>

COMPLIANCE INFORMATION

- WAIRE Points Compliance Obligation (WPCO) is the number of WAIRE Points a warehouse operator will need to earn in a compliance period
- WPCO is calculated based on the Weighted Annual Truck Trips (WATTS), stringency, and an annual variable*
- The annual number of truck trips by vehicle class are required entries
- An AWR is required by each warehouse operator, even if the warehouse is used by more than one operator



*See [Training Video 2](#) for more information about WPCO and truck trip counting

HOW ARE WAIRE POINTS EARNED?

- AWR submittals must identify the WAIRE Menu items and/or investments completed during the compliance period to earn WAIRE Points*
- WAIRE Points may be earned by:

Warehouse Actions and Investments to Reduce Emissions (WAIRE) Menu

Custom WAIRE Plan

Mitigation Fee

Limited Use of Transferred/Banked WAIRE Points

WAIRE Menu Options:

- Zero Emission (ZE)/ Near-Zero Emission (NZE) Truck Visits and Acquisitions
- ZE Yard Truck Acquisitions and Usage
- ZE Charging/Fueling Stations (Installation and Use)
- Onsite Solar Panels (Install, Energize, and Usage)
- Install or Replace Air Filters

*See Training Video 11 for guidance on applying WAIRE Points to the WPCO in WAIRE POP

TRUCK ACQUISITION(S) AND VISITS

Acquisition(s)

Required
Information

- ✓ Equipment Type: ZE or NZE*
- ✓ Acquisition Type: Purchase or Lease
- ✓ Truck Class: 2b-3**, 4-7, or 8
- ✓ Fuel Type: Battery Electric, Hydrogen Fuel Cell, Natural Gas, Liquid Petroleum Gas
- ✓ Vehicle Identification Number (VIN)
- ✓ Order Date (if purchased)
- ✓ In-service Date (if purchased)
- ✓ Lease Start Date (if leased)
- ✓ Lease End Date (if leased)

Visits

Required
Information

- ✓ Equipment Type: ZE or NZE*
- ✓ Equipment Class: 2b-3**, 4-7, or 8
- ✓ Fuel Type: Battery Electric, Hydrogen Fuel Cell, Natural Gas, Liquid Petroleum Gas
- ✓ Number of Visits (2 truck trips equal 1 visit)

*NZE engines are defined as the lowest non-zero optional low NO_x standard at the time of the engine's manufacture.

**ZE only

TRUCK ACQUISITION(S) AND VISITS (CONTINUED)



- Truck Acquisition

- Truck must be delivered and made available for service at the warehouse site to claim WAIRE Points

- Purchased or leased trucks may earn WAIRE Points

- If leased:

- WAIRE Points are prorated based on lease dates provided

- If lease continues into the following year, the remaining WAIRE Points can be claimed in next compliance period

- Truck Visits

- ZE or NZE truck visits may earn WAIRE Points regardless of who owns or operates the truck

ZEYARD TRUCK ACQUISITION(S) AND UTILIZATION

Acquisition(s)

Required
Information

- ✓ Equipment Type: ZE Only
- ✓ Acquisition Type: Purchase or Lease
- ✓ Fuel Type: Battery Electric or Hydrogen Fuel Cell
- ✓ Vehicle Identification Number (VIN)
- ✓ Order Date (if purchased)
- ✓ In-service Date (if purchased)
- ✓ Lease Start Date (if leased)
- ✓ Lease End Date (if leased)

Usage

Required
Information

- ✓ Annual Hours of Operation

ZEYARD TRUCK ACQUISITION(S) AND UTILIZATION (CONTINUED)



- Acquisition
 - Yard truck must be delivered and made available for service at the warehouse site to claim WAIRE Points
 - Purchased or leased equipment may earn WAIRE Points
 - If leased:
 - WAIRE Points are prorated based on lease dates provided
 - If lease continues into the following year, the remaining WAIRE Points can be claimed in next compliance period
- Usage may only be claimed if it is at the warehouse site

ELECTRIC CHARGER(S) INSTALLATION

Milestone 1: Purchase

Required Information

- ✓ EVSE Rating: Up to 19.2 kilowatts (kW), 19.2-50 kW, 51-149 kW, 150-350 kW, or TRU Plug
- ✓ Purchase Date
- ✓ In-service Date

Milestone 2:
Initiated Construction

Required Information

- ✓ EVSE Rating: Up to 19.2 kW, 19.2-350 kW, or TRU Plug
- ✓ Start Date

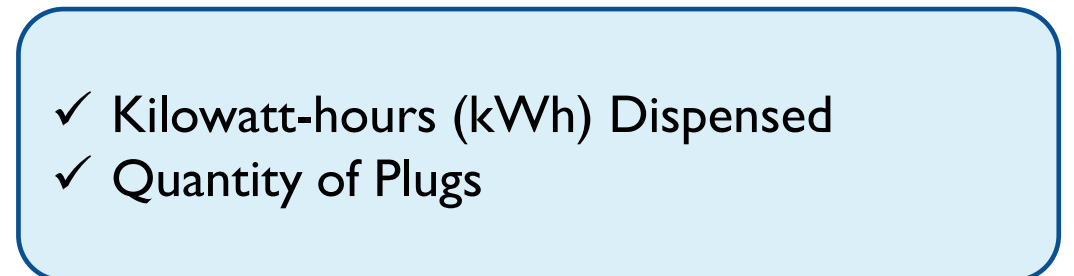
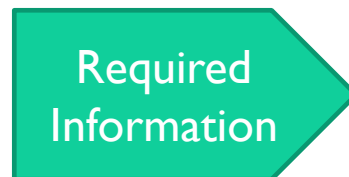
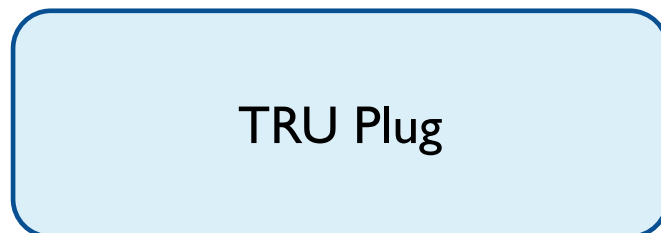
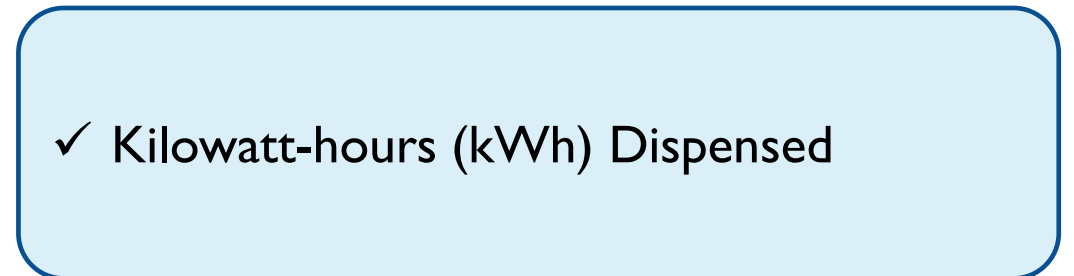
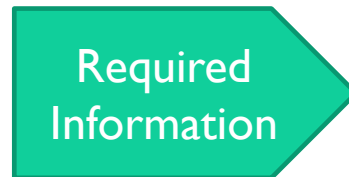
Milestone 3: Final Permit Sign Off & Charger Energization

Required Information

- ✓ EVSE Rating: Up to 19.2 kW, 19.2-350 kW, or TRU Plug
- ✓ Date of installation
- ✓ Name of entity that signed off on permit
- ✓ Utility Provider

ELECTRIC CHARGER(S) UTILIZATION

- Usage is reported in kilowatt-hours dispensed
 - WAIRE Points earned regardless of who owns or operates the trucks and cars receiving the dispensed electricity



ADDITIONAL WAIRE MENU OPTIONS

Installation: Hydrogen Fueling Station, Onsite Solar Panels, or Air Filters

Required Information

- ✓ Hydrogen Station: In-Service Date and Daily Capacity of Station in Kilograms
- ✓ Solar Panel System: Order Date, In-service Date, Rooftop or Carport System Type, and Size of System in kW
- ✓ Stand-Alone Filter System: Number of Filter System Installations and In-service Date
- ✓ Replace Filters: Number of Filters Purchased and In-service Date

Utilization: Hydrogen Fueling Station or Solar Panel System

Required Information

- ✓ Hydrogen Station: Kilograms Dispensed
- ✓ Solar Panel System: kWh Produced

AIR FILTER INSTALLATION

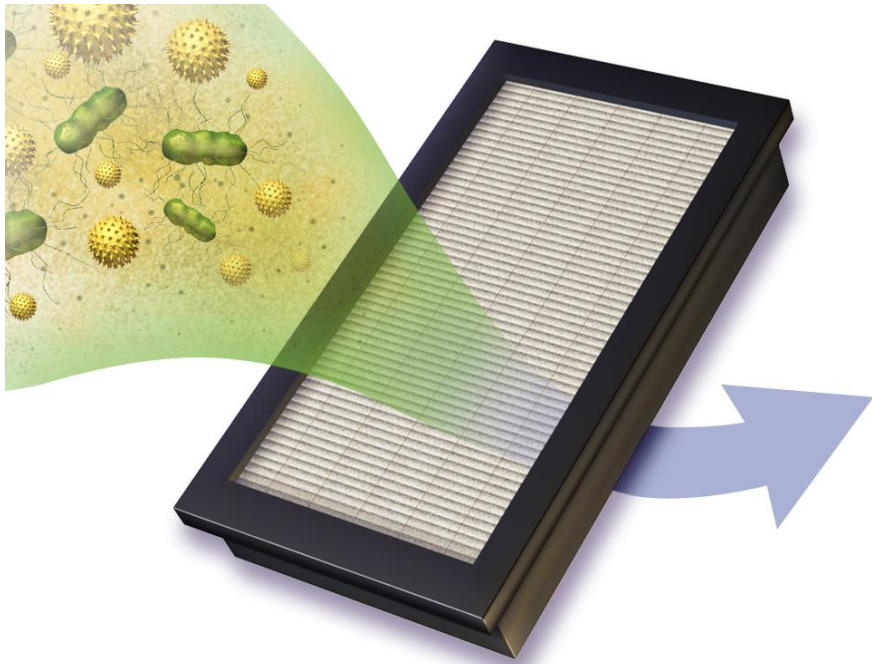


Image attribution: https://commons.wikimedia.org/wiki/File:HEPA_Filter.png

- Only adopted WAIRE Menu item that is located outside of the warehouse site
- Must be installed or replaced at sensitive land uses* within three miles of the warehouse site
- Must have a minimum efficiency reporting value (MERV) 16 or greater efficiency

*See the [WAIRE Implementation Guidelines](#) for more information regarding air filter installation

MITIGATION FEE PROGRAM

Purchasing mitigation points by paying the mitigation fee can also earn WAIRE Points

\$1,000 per WAIRE
Point

+ 6.25%
Administrative Fee

Due upon AWR
submittal

AWR SUBMITTAL

- An AWR will be deemed complete when report is filed and paid (including mitigation fees)
- Payment may be made online or via mail-in check
- Fees pursuant to Rule 316*:

Fee Type	Fee Amount	Due Date
AWRs (voluntary and required submittals)	\$392.50	Upon AWR submittal
Mitigation Fee	\$1,000 per each WAIRE Point	Upon AWR submittal
Mitigation Program Administrative Fee	6.25% of mitigation fee paid	Upon AWR submittal

**Custom WAIRE Plan application evaluation includes associated fees; please see [Rule 316](#). Custom WAIRE Plan applications for the 2022 compliance period were due on May 6, 2022.*

Records*:

- Must be maintained by warehouse operators (and owners, if applicable) for at least 7 years
- Shall be made available to South Coast AQMD upon request (e.g., audits or field inspections)
- Must document how WAIRE Points were earned (and collected contemporaneously with the action itself)
- Must document the accuracy and validity of all information submitted in WAIRE Program reports
- Required certification at the time of report submittal

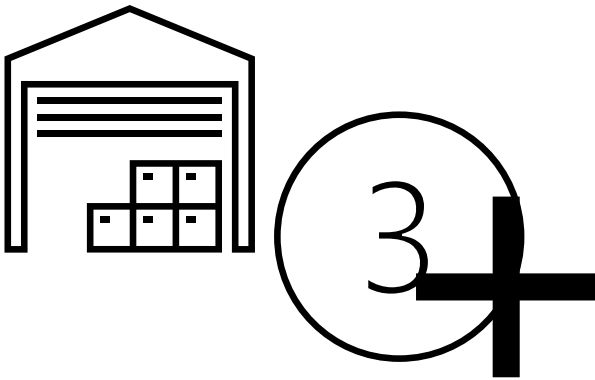


*See the [WAIRE Implementation Guidelines](#) for more information regarding records

BANKING OR TRANSFERRING

- Rule 2305 allows for limited banking or transferring of WAIRE Points
- WAIRE Points earned in excess of the WPCO may be:
 - Saved for future use (banking), or
 - Used at a different warehouse under certain conditions (transfers)

BANKING WAIRE POINTS

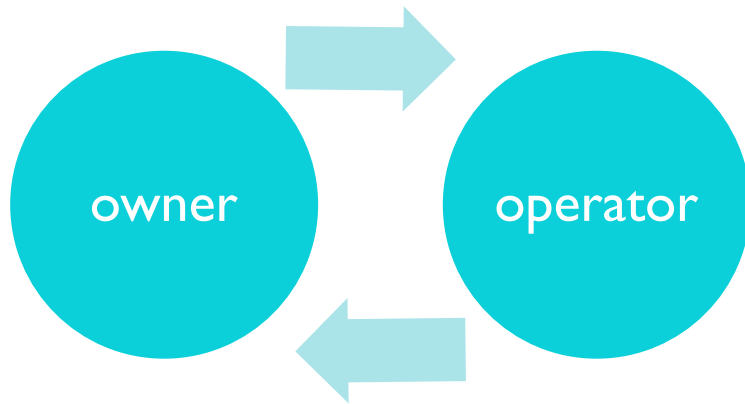


- WAIRE Points earned in excess of an operator's WPCO may be banked for use at the same warehouse in any of the next three compliance periods
- May not use WAIRE Points in a subsequent compliance period if WAIRE Menu item is required by other regulations in that subsequent year
- Banked WAIRE Points may not be used to satisfy the WPCO if improvements or equipment that earned the WAIRE Points are no longer functional
- WAIRE Points earned at a site through early actions may be banked at that site for 3 years after the initial compliance period

TRANSFER BETWEEN OPERATORS AND OWNERS


WAIRE Points may be transferred between owners and operators at the same warehouse if:

- WAIRE Points earned in excess of the operator's WPCO
- WAIRE Points transferred within allowed timeframe*
- WAIRE Menu items used to earn the points are not required by EPA, CARB or South Coast AQMD
- Onsite improvements or equipment installations that earned WAIRE Points are still operational
- WAIRE Points earned by owner may be transferred to any operator at the same site within allowed timeframe*
- An operator who vacates the warehouse before the end of a compliance period may transfer any excess WAIRE Points to the owner
 - Owner may then transfer these WAIRE Points to new operator



**Allowed timeframe = three-year period after WAIRE Points were earned*

TRANSFER TO A DIFFERENT WAREHOUSE



WAIRE Points may be transferred from one warehouse to another if:

- The warehouse operator conducts warehousing activities at more than one warehouse during a single compliance period
- The warehouse locations is under the operational control of the same warehouse operator
- Only WAIRE Points earned in excess of the warehouse operator's WPCO may be transferred
- Transferred WAIRE Points cannot be banked and must be used in the current compliance period
- Any WAIRE Points transferred to a different warehouse shall be discounted as shown in Table 3 of Rule 2305

EXEMPTIONS

Warehouse operators may be exempt from some or all WAIRE Program requirements...

EXEMPTION – WPCO < 10

< 10

If a warehouse operator has a WPCO less than 10, they are not required to earn WAIRE Points

< 10

Warehouse operator must still file an AWR, but is not required to earn any WAIRE Points

(WAIRE Points may be earned voluntarily)

< 10

Filing the AWR and associated fee is still required for each compliance period

EXEMPTION – UNFORESEEN CIRCUMSTANCES

Rule 2305 - WAIRE Program

Application for Exemption:

Unforeseen Circumstances

- Applicable to acquired equipment that malfunctions through no fault of the operator but was new technology intended for R2305 compliance
- Exemption applies to the portion of the WPCO that the technology investment was meant to fulfill
- Warehouse operator must submit an application to the South Coast AQMD prior to filing the AWR:
 - Identifying the number of days the WAIRE Menu action/investment was affected by the unforeseen circumstances
 - Identifying the number of WAIRE Menu actions or investments that are claimed for the exemption
- Please submit a completed [Unforeseen Circumstances Application](#) via email to waire-program@aqmd.gov

QUESTIONS?



waire-program@aqmd.gov



(909) 396-3140



www.aqmd.gov/waire



www.aqmd.gov/sign-up → WAIRE Program Compliance